

## Notes on Synchrotron Radiation

Synchrotron radiation occurs when a charged particle, typically an electron, experiences an acceleration transverse to its velocity, as caused by a magnetic field. The following notes emphasize the case when the particle's velocity approaches the speed  $c$  of light, the limit in which synchrotron radiation becomes prominent.

### 1 Total Rate

The total (classical) radiation rate is obtained from the Larmor formula [1],

$$P = \frac{dU}{dt} = \frac{2}{3} \frac{e^2 a^{*2}}{c^3} = \frac{2}{3} \frac{e^2 \gamma^4 \beta^2 c}{\rho^2} = \frac{2}{3c} e^2 \gamma^4 \beta^2 \omega_0^2, \quad (1)$$

where  $a^*$  is the acceleration in the electron's rest frame,  $\beta = v/c$ ,  $v$  is the velocity in the lab frame, and  $\rho$  is the radius of curvature. We have used  $a_{\text{lab}} = v^2/\rho = \omega_0 v = \omega_0 \beta c$ , where  $\omega_0 = v/\rho = eB/\gamma mc$  is the angular frequency<sup>1</sup> of the circular orbit of an electron of rest mass  $m$  in a magnetic field  $B$ . Also,  $a^* = \gamma^2 a_{\text{lab}}$  with  $\gamma = 1/\sqrt{1-\beta^2}$ , noting that the acceleration is transverse, so the transformation involves two powers of the time dilation.

### 2 The Angular Distribution

The angular distribution of radiated power (for time  $t$  measured at the charge, *i.e.*, for retarded time) is obtained via the invariant transformation of the Larmor angular distribution,<sup>2</sup>

$$\frac{dU}{dt d\Omega} = \frac{e^2 \gamma^4 \beta^2 c}{4\pi \rho^2} \frac{(1 - \beta \cos \theta)^2 - (1 - \beta^2) \sin^2 \theta \cos^2 \phi}{(1 - \beta \cos \theta)^5}, \quad (2)$$

where  $\beta = v/c$  and angles  $(\theta, \phi)$  are measured with respect to the direction of the electron's motion and with the  $x$ -axis towards the center of the electron's orbit.

For highly relativistic motion,  $\gamma \gg 1$ , the radiation is peaked forward with characteristic angle  $\theta \approx 1/\gamma$ . Then,  $1 - \beta \cos \theta \approx (\theta^2 + 1/\gamma^2)/2$ . In the plane of the orbit we have,

$$\frac{dU}{dt d\Omega} \approx \frac{2e^2 \gamma^{10} c}{\pi \rho^2} \frac{[1 - (\gamma\theta)^2]^2}{[1 + (\gamma\theta)^2]^5}. \quad (3)$$

---

<sup>1</sup> $\omega_0$  is also called the cyclotron or Larmor frequency.

<sup>2</sup>See, for example, [2].

### 3 The Critical Frequency

The “cone” of synchrotron radiation passes over a fixed angle  $\theta$  in (retarded) time,

$$\Delta t' \approx \frac{\Delta\theta}{\omega_0} = \frac{1}{\gamma\omega_0}, \quad (4)$$

where for  $\gamma \gg 1$  the width of the angular distribution is  $\Delta\theta \approx 1/\gamma$ .

For a distant observer, the corresponding time interval  $\Delta t$  is related by the usual transformation for retarded time,

$$\Delta t = \Delta t'(1 - \boldsymbol{\beta} \cdot \hat{\mathbf{r}}) \approx \Delta t'(1 - \beta) \approx \frac{\Delta t'}{2\gamma^2} = \frac{1}{2\gamma^3\omega_0}. \quad (5)$$

Then, a Fourier analysis of the pulse of width  $\Delta t$  will have spectral width  $\Delta\omega \approx 1/\Delta t = 2\gamma^3\omega_0$ . The radiation is strong at high harmonics of the orbital frequency and can be regarded as a continuum spectrum.

Detailed analysis of the frequency spectrum leads one to define the “critical frequency”  $\omega_C$  as,<sup>3</sup>

$$\omega_C \equiv \frac{3}{2}\gamma^3\omega_0 = \frac{3}{2}\frac{\gamma^3c}{\rho}, \quad (6)$$

although the spectrum peaks around  $\omega = 0.4\gamma^3c/\rho$  (see Fig. 1 below).

### 4 The QED Critical Field Strength

From quantum mechanics we know that the radiation at classical frequency  $\omega$  consists of photons of energy  $\hbar\omega$ . For strong enough acceleration a single photon at the critical frequency will carry away all of the particle’s energy. In this case,

$$\gamma mc^2 = \hbar\omega_C \approx \gamma^3\hbar\omega_0 = \frac{\gamma^3\hbar c}{\rho}, \quad (7)$$

where  $m$  is the particle’s rest mass. In this regime, quantum corrections to the classical analysis are very important.

The field that can produce the needed large acceleration (as measured in the particle’s rest frame, where the electric field is  $E^* = \gamma B$ ) is called the QED critical field strength. In Gaussian units the critical electric and magnetic fields are equal:  $B_{\text{crit}} = E_{\text{crit}}$ .

To find this we note that  $\mathbf{F} = m\mathbf{a}$  for circular motion in a magnetic field  $\mathbf{B}$  perpendicular to the plane of the particle’s orbit can be written as,

$$\gamma m \frac{v^2}{\rho} \approx \gamma m \frac{c^2}{\rho} = \frac{evB}{c} \approx eB, \quad (8)$$

---

<sup>3</sup>See eq. (27) of [3] and eq. II.17 of [4]. In the first and second editions of the textbook of Jackson [5],  $\omega_C$  was defined slightly differently.

Combining eqs. (7) and (8) and recalling that the (transverse) laboratory magnetic field  $\mathbf{B}$  transforms to  $\gamma\mathbf{B}$  in the particle's rest frame, we have,

$$B_{\text{crit}} = \gamma B = \frac{m^2 c^3}{e \hbar} = 4.41 \times 10^{13} \text{ gauss.} \quad (9)$$

The QED critical electric field,  $E_{\text{crit}} = m^2 c^3 / e \hbar = 1.32 \times 10^{16} \text{ V/cm}$ , is such that the energy gain across a Compton wavelength is an electron rest mass:  $e E_{\text{crit}} (\hbar / mc) = mc^2$ . At such field strengths the QED vacuum fluctuations into electron-positron pairs materialize at a high rate and the vacuum "sparks" [6, 7].

The critical frequency, (6), of the synchrotron radiation can be usefully expressed in terms of the critical magnetic field. The result is more memorable when one considers the critical energy  $u_C = \hbar \omega_C$ ,

$$u_C = \frac{3}{2} \gamma^3 \frac{\hbar c}{\rho} = \frac{3}{2} \gamma^3 \frac{e \hbar B}{\gamma m c} = \frac{3}{2} \gamma^2 m c^2 \frac{e \hbar B}{m^2 c^3} = \frac{3}{2} u \frac{\gamma B}{B_{\text{crit}}}. \quad (10)$$

The invariant rate of radiation, (1), can also be re-expressed in terms of the QED critical field. It is perhaps quickest to note that in the particle's rest frame there is an electric field of strength  $E^* = \gamma B$ , so the acceleration there is  $a^* = e E^* / m = e \gamma B / m$ , and hence,

$$P = \frac{2 e^2 a^{*2}}{3 c^3} = \frac{2 e^2 e^2 \gamma^2 B^2}{3 c^3 m^2} \left[ \frac{m^4 c^6}{B_{\text{crit}}^2 e^2 \hbar^2} \right] = \frac{2 e^2 m c}{3 \hbar c \hbar} c \cdot m c^2 \left( \frac{\gamma B}{B_{\text{crit}}} \right)^2 = \frac{2}{3} \alpha \frac{c}{\lambda_C} m c^2 \left( \frac{\gamma B}{B_{\text{crit}}} \right)^2, \quad (11)$$

where  $\alpha = e^2 / \hbar c$  is the fine-structure constant and  $\lambda_C = \hbar / mc$  is the Compton wavelength of the particle. That is, when the field (in the particle's rest frame) equals the critical field the energy radiated in the QED characteristic time  $\lambda_C / c$  is  $\alpha$  times the particle's energy.

## 5 The Frequency Spectrum

### 5.1 Approximate Calculation

A next approximation to the frequency spectrum can be obtained using an argument due to Feynman [8].<sup>4,5</sup>

A charge  $e$  moves in a circle of radius  $\rho$  about the origin in the  $x$ - $y$  plane,

$$\begin{aligned} x &= \rho \sin \omega_0 t, \\ y &= \rho \cos \omega_0 t. \end{aligned} \quad (12)$$

We observe the radiation at  $(x, y) = (r_0, 0)$  where  $r_0 \gg \rho$ . Feynman tells us that the radiation field has  $y$ -component,

$$E_y \approx -\frac{e}{c^2 r_0} \frac{d^2 y(t')}{dt'^2}, \quad (13)$$

---

<sup>4</sup>Apparently, it was this problem that led him to invent his version of the fields of an accelerated charge.

<sup>5</sup>A different kind of approximate analysis, based on the notion of virtual photons is given in [14].

where  $t' = t - r(t')/c \approx t - r_0/c + (\rho/c) \sin \omega_0 t'$  is the retarded time. Then, noting that,

$$\frac{dt}{dt'} = 1 - \beta \cos \omega_0 t', \quad (14)$$

where  $\beta = \rho\omega_0/c$  is the particle's velocity, we find,

$$\frac{d^2 y(t')}{dt'^2} = \rho\omega_0^2 \frac{\beta - \cos \omega_0 t'}{(1 - \beta \cos \omega_0 t')^3}. \quad (15)$$

The radiation is big only for  $\omega_0 t' \approx 2n\pi$ . We will make a Fourier analysis of only the pulse near  $t' = 0$ . For this, we eliminate  $t'$  in favor of  $T = t - r_0/c$ . For  $\beta \approx 1$  we find  $t' \approx 2\gamma^2 T$ , and,

$$\cos \omega_0 t' - \beta \approx \frac{1 - 4\gamma^6 \omega_0^2 T^2}{2\gamma^2}, \quad 1 - \beta \cos \omega_0 t' \approx \frac{1 + 4\gamma^6 \omega_0^2 T^2}{2\gamma^2}, \quad (16)$$

and hence,

$$E_y(T) \approx \frac{1 - 4\gamma^6 \omega_0^2 T^2}{1 + 12\gamma^6 \omega_0^2 T^2}. \quad (17)$$

The Fourier transform of this varies as [9],

$$E_y(\omega) = e^{-\omega/2\sqrt{3}\gamma^3\omega_0}. \quad (18)$$

The power spectrum of the pulse,  $U_\omega$ , goes as,

$$U_\omega \propto E_y^2(\omega) \propto e^{-\omega/\sqrt{3}\gamma^3\omega_0} \equiv e^{-\omega/\omega_C}, \quad (19)$$

where the critical frequency is,

$$\omega_C = \sqrt{3}\gamma^3\omega_0. \quad (20)$$

A Fourier analysis of the pulse train rather than of only a single pulse, reduces the  $\sqrt{3}$  in the critical frequency to  $3/2$  and reveals the roll-off at frequencies below  $\omega_C/3$ .

## 5.2 Detailed Results

The radiation of charged particles executing large numbers of cycles of circular motion was first studied by Schott [10], but became well known only with the works of Arzimovitch and Pomeranchuk [11] and Schwinger [4, 12]. This note follows sec. 5 of the review by Sands [13].

A detailed Fourier analysis of the radiation rate  $P$  leads to the following form for the power spectrum,

$$U_\omega = \frac{P}{\omega_C} F(\omega/\omega_C), \quad (21)$$

where the function  $F(x)$  is illustrated in Figs. 1 and 2.

At high frequencies the function  $F$  obeys,

$$F(x) \approx 0.78\sqrt{x} e^{-x}, \quad (x \gg 1), \quad (22)$$

which form was anticipated by the argument of Feynman. At low frequencies,

$$F(x) \approx 1.3x^{1/3}, \quad (x \ll 1), \quad (23)$$

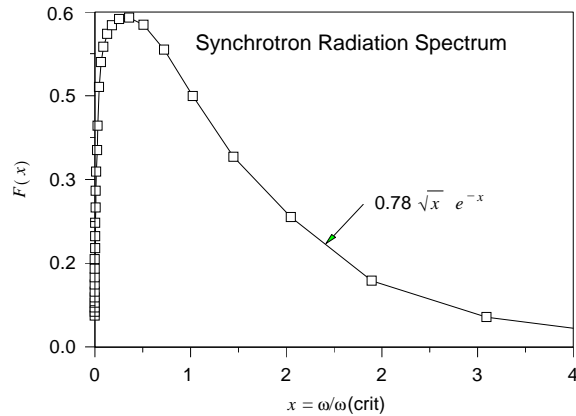


Figure 1: The synchrotron radiation spectral function  $F(x)$ .

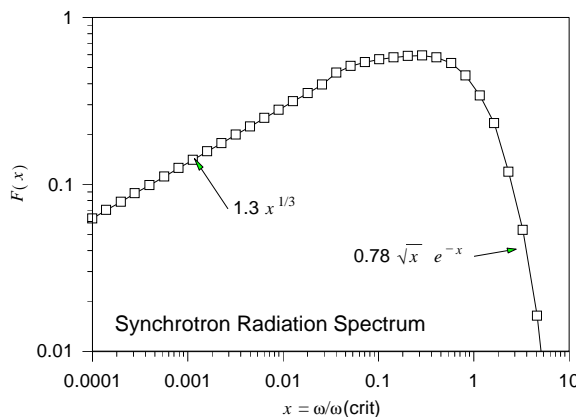


Figure 2: The synchrotron radiation spectral function  $F(x)$ .

A useful approximation to the spectral function  $F(x)$  is shown in Fig. 3.

In practice, considerations of synchrotron radiation involve numbers of photons radiated rather than a frequency spectrum. We desire the number  $n(u)$  per energy interval  $du$  per second. Since  $u n(u)$  is the power spectrum, we have,

$$u n(u) du = U_\omega d\omega = \frac{P}{\omega_C} F(\omega/\omega_C) \frac{du}{\hbar} = \frac{P}{u_C} F(u/u_C) du, \quad (24)$$

and hence,

$$n(u) = \frac{P}{u_C^2} \frac{F(u/u_C)}{u/u_C}. \quad (25)$$

An interesting variation describes the number of photons emitted into angle  $\Delta\theta$  along the particle's orbit. The corresponding time interval is  $\Delta t = \rho \Delta\theta/c$ . Then, the total number of photons emitted is  $dN = \Delta t \int n(u) du$ . Here, we rewrite eqs. (1) and (6) as,

$$P = \frac{2}{3} \frac{e^2 \gamma^4 c}{\rho^2}, \quad \text{and} \quad u_C = \frac{3}{2} \frac{\gamma^3 c}{\rho}. \quad (26)$$

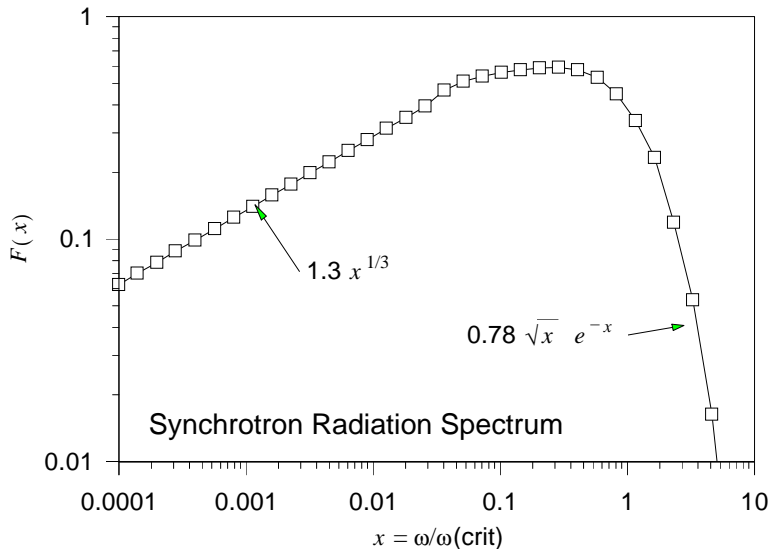


Figure 3: A useful approximation to the synchrotron radiation spectral function  $F(x)$  is  $1.1x^{0.3} e^{-x}$ .

Combining these we find,

$$dN = \frac{4}{9} \gamma \alpha \Delta\theta \int F(x) \frac{dx}{x} \approx \gamma \alpha \Delta\theta. \quad (27)$$

A detailed calculation indicates that the numerical coefficient is  $5/2\sqrt{3} = 1.44$ . The number of photons emitted per unit angle is independent of the strength of the field, *i.e.*, of the critical energy! Of course, the total energy emitted is roughly the number of photons times the critical energy, so this varies linearly with the critical energy.

## 6 Synchrotron Radiation in a “Short” Magnet

The detailed calculation of the synchrotron radiation spectrum is based on a Fourier analysis of cyclic motion. Yet, one often speaks of synchrotron radiation of particles that undergo only a small angular deflection upon crossing a short region of magnetic field. Could the path length in the magnet over which the synchrotron radiation is produced could be so short that the above expression does not apply?

This effect was first discussed by Coisson’s [15, 16], who noted that the standard results for the spectrum of synchrotron radiation hold only if the particle is deflected by an angle larger than the characteristic width of the angular distribution of the radiation, namely  $1/\gamma$ .

Coisson also noted that if the magnetic field strength changes significantly over a distance corresponding to a deflection angle less than  $1/\gamma$ , then the radiation spectrum is distorted from that due to an adiabatic approximation. In general, the spectrum in a rapidly varying field is wider than that due to a uniform field, with enhancements at both high and low frequencies. The enhancement at high frequencies has been verified by measurement of optical synchrotron radiation from protons at CERN [17, 18].

Synchrotron radiation in “short” magnets is discussed further in papers by Bagrov *et al.* [19, 20], and by Hoffman and Méot [21]. A paper by Pomeranchuk [22] written in 1939 deserves notice. In this the earth is considered as a “short” magnet that leads to large radiation from cosmic ray electrons. Indeed, Pomeranchuk notes that for electrons of energy greater than  $10^{19}$  eV the earth’s field appears to exceed the QED critical field strength and pair production is likely.

## 7 Interference of Synchrotron Radiation

### 7.1 Radiation from Two Magnets

Nikitin *et al.* [23] have observed an interesting interference effect in synchrotron radiation from the ends of two magnets separated by a straight section. Interference is prominent if the time delay between electrons and photons crossing the straight section is roughly one cycle. That is,

$$\frac{\lambda}{c} \approx \Delta t = \frac{L}{\beta c} - \frac{L}{c} \approx \frac{L}{2\gamma^2 c}. \quad (28)$$

The interference can therefore be observed at wavelengths,

$$\lambda \approx \frac{L}{\gamma^2}. \quad (29)$$

### 7.2 The Synchrotron-Čerenkov Effect

Interference of synchrotron radiation and Čerenkov radiation of relativistic electrons in a gas and a magnetic field was observed by the author in [24].

## 8 Coherence Effects

For wavelengths longer than the typical spacing between electrons in the beam bunch, coherence effects may be important. For tightly bunched electrons, the intensity of the radiation varies as the square of the number of electrons in a bunch [25, 26, 27]. In contrast, if the electrons were randomly distributed in space the intensity of the radiation remains directly proportional to the number of charges.<sup>6</sup> And, in the continuum limit the resulting interference effects must be destructive; there is no radiation from a completely steady current loop [29]!

## 9 An Example

Shown below are numerical calculations of synchrotron radiation of a pulse of  $10^{10}$  electrons of 50 GeV energy  $\gamma \approx 10^5$  at the Stanford Linear Accelerator Center. While most x-rays are produced in the strongest magnet, the earth’s magnetic field gives the greatest contribution of optical photons!

---

<sup>6</sup>See, for example, sec. 20-4 (and also sec. 22-4) of Panofsky and Phillips [28].

Table 1: Parameters of magnets considered in the synchrotron radiation calculations.

Magnet	$B$ (Gauss)	$L$ (m)	$E_{\text{critical}}$ (keV)
Alnico dump magnet	4500	1	750
Soft bends	500	2	83
Very soft bends	60	2	10
Earth's magnetic field	0.33	50	0.054
Final Focus quadrupoles	9500 G/26 mm	2	$\approx 85$

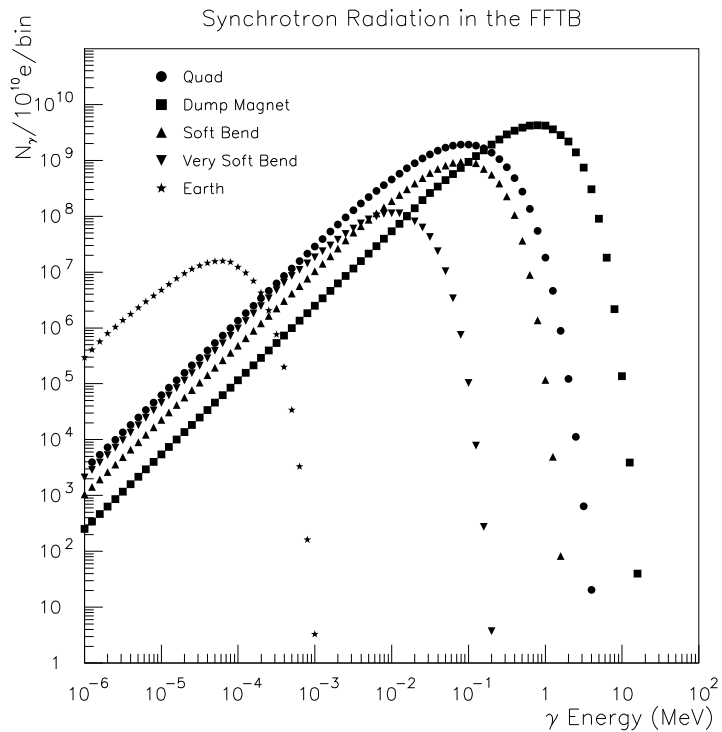


Figure 4: Synchrotron radiation spectra for the magnets in Table 1 and a pulse of  $10^{10}$  50-GeV electrons.

## References

- [1] J. Larmor, *On the Theory of the Magnetic Influence of Spectra; and on the Radiation from moving Ions*, *Phil. Mag.* **44**, 503 (1897), [http://kirkmcd.princeton.edu/examples/EM/larmor\\_pm\\_44\\_503\\_97.pdf](http://kirkmcd.princeton.edu/examples/EM/larmor_pm_44_503_97.pdf)
- [2] K.T. McDonald, *Radiated-Power Distribution in the Far Zone of a Moving System* (Apr. 24, 1979), [http://kirkmcd.princeton.edu/examples/moving\\_far.pdf](http://kirkmcd.princeton.edu/examples/moving_far.pdf)
- [3] J. Schwinger, *On Radiation by Electrons in a Betatron* (1945),



- [http://kirkmcd.princeton.edu/examples/EM/schwinger\\_betatron\\_45.pdf](http://kirkmcd.princeton.edu/examples/EM/schwinger_betatron_45.pdf)
- [4] J. Schwinger, *On the Classical Radiation of Accelerated Electrons*, Phys. Rev. **75**, 1912 (1949), [http://kirkmcd.princeton.edu/examples/EM/schwinger\\_pr\\_75\\_1912\\_49.pdf](http://kirkmcd.princeton.edu/examples/EM/schwinger_pr_75_1912_49.pdf)
- [5] J.D. Jackson, *Classical Electrodynamics*, 3<sup>rd</sup> ed. (Wiley, 1999), [http://kirkmcd.princeton.edu/examples/EM/jackson\\_ce3\\_99.pdf](http://kirkmcd.princeton.edu/examples/EM/jackson_ce3_99.pdf)
- [6] D.L. Burke *et al.*, *Positron Production in Multiphoton Light-by-Light Scattering*, Phys. Rev. Lett. **79**, 1626 (1997), [http://kirkmcd.princeton.edu/examples/QED/burke\\_pr1\\_79\\_1626\\_97.pdf](http://kirkmcd.princeton.edu/examples/QED/burke_pr1_79_1626_97.pdf)
- [7] C. Bamber *et al.*, *Studies of nonlinear QED in collisions of 46.6 GeV electrons with intense laser pulses*, Phys. Rev. D **60**, 092004 (1999), [http://kirkmcd.princeton.edu/examples/QED/bamber\\_prd\\_60\\_092004\\_99.pdf](http://kirkmcd.princeton.edu/examples/QED/bamber_prd_60_092004_99.pdf)
- [8] R.P. Feynman, R.B. Leighton, and M. Sands, *The Feynman Lectures on Physics*, Vol. I, Chap. 34 (Addison-Wesley, 1963), [http://www.feynmanlectures.caltech.edu/I\\_34.html](http://www.feynmanlectures.caltech.edu/I_34.html)
- [9] Integral 3.767.2 of I.S. Gradshteyn and I.M. Ryzhik, *Table of Integrals, Series, and Products*, 5<sup>th</sup> ed. (Academic Press, 1994), [http://kirkmcd.princeton.edu/examples/EM/gradshteyn\\_80.pdf](http://kirkmcd.princeton.edu/examples/EM/gradshteyn_80.pdf)
- [10] G.A. Schott, *Electromagnetic Radiation*, (Cambridge University Press, 1912), [http://kirkmcd.princeton.edu/examples/EM/schott\\_radiation\\_12.pdf](http://kirkmcd.princeton.edu/examples/EM/schott_radiation_12.pdf)
- [11] L. Arzimovitch and I. Pomeranchuk, *The Radiation of Fast Electrons in the Magnetic Field*, J. Phys. (Sov.) **9**, 257 (1945), [http://kirkmcd.princeton.edu/examples/EM/arzimovitch\\_jpusr\\_9\\_267\\_45.pdf](http://kirkmcd.princeton.edu/examples/EM/arzimovitch_jpusr_9_267_45.pdf)
- [12] J. Schwinger, *The Quantum Correction in the Radiation by Energetic Accelerated Electrons*, Proc. Nat. Acad. Sci. **40**, 132 (1954), [http://kirkmcd.princeton.edu/examples/QED/schwinger\\_pnas\\_40\\_132\\_54.pdf](http://kirkmcd.princeton.edu/examples/QED/schwinger_pnas_40_132_54.pdf)
- [13] M. Sands, *The Physics of Electron Storage Rings*, SLAC-121 (1970), <http://www.slac.stanford.edu/cgi-wrap/getdoc/slac-r-121.pdf>
- [14] M.S. Zolotarev and K.T. McDonald, *Classical Radiation Processes in the Weizsäcker-Williams Approximation* (Aug. 25, 1999), <http://kirkmcd.princeton.edu/examples/weizsacker.pdf>
- [15] R. Coisson, *On Synchrotron Radiation in Nonuniform Magnetic Fields*, Opt. Comm. **22**, 135 (1977), [http://kirkmcd.princeton.edu/examples/accel/coisson\\_oc\\_22\\_135\\_77.pdf](http://kirkmcd.princeton.edu/examples/accel/coisson_oc_22_135_77.pdf)
- [16] R. Coisson, *Angular-Spectral Distribution and Polarization of Synchrotron Radiation from a "Short" Magnet*, Phys. Rev. A **20**, 524 (1979), [http://kirkmcd.princeton.edu/examples/accel/coisson\\_pra\\_20\\_524\\_79.pdf](http://kirkmcd.princeton.edu/examples/accel/coisson_pra_20_524_79.pdf)
- [17] R. Bossart *et al.*, *Observation of Visible Synchrotron Radiation Emitted by a High-Energy Proton Beam at the Edge of a Magnetic Field*, Nucl. Instr. and Meth. **164**, 375 (1979), [http://kirkmcd.princeton.edu/examples/accel/bossart\\_nim\\_164\\_375\\_69.pdf](http://kirkmcd.princeton.edu/examples/accel/bossart_nim_164_375_69.pdf)
- [18] R. Bossart *et al.*, *Proton Beam Profile Measurements with Synchrotron Light*, Nucl. Instr. and Meth. **184**, 349 (1981), [http://kirkmcd.princeton.edu/examples/accel/bossart\\_nim\\_184\\_349\\_81.pdf](http://kirkmcd.princeton.edu/examples/accel/bossart_nim_184_349_81.pdf)
- [19] V.G. Bagrov *et al.*, *Charged Particle Radiation in Magnetic Systems*, Nucl. Instr. and Meth. **195**, 569 (1982), [http://kirkmcd.princeton.edu/examples/accel/bagrov\\_nim\\_195\\_569\\_82.pdf](http://kirkmcd.princeton.edu/examples/accel/bagrov_nim_195_569_82.pdf)

- [20] V.G. Bagrov *et al.*, *Radiation of Relativistic Electrons Moving in an Arc of a Circle*, Phys. Rev. D **28**, 2464 (1983), [http://kirkmcd.princeton.edu/examples/accel/bagrov\\_prd\\_28\\_2464\\_83.pdf](http://kirkmcd.princeton.edu/examples/accel/bagrov_prd_28_2464_83.pdf)
- [21] A. Hoffmann and F. Méot, *Optical Resolution of Beam Cross-Section Measurement by Means of Synchrotron Radiation*, Nucl. Instr. and Meth. **203**, 483 (1982), [http://kirkmcd.princeton.edu/examples/accel/hoffmann\\_nim\\_203\\_483\\_82.pdf](http://kirkmcd.princeton.edu/examples/accel/hoffmann_nim_203_483_82.pdf)
- [22] I. Pomeranchuk, *On the Maximum Energy Which the Primary Electrons of Cosmic Rays Can Have on the Earth's Surface Due to Radiation in the Earth's Magnetic Field*, J. Phys. (Sov.) **2**, 65 (1940), [http://kirkmcd.princeton.edu/examples/accel/pomeranchuk\\_jpusr\\_2\\_65\\_40.pdf](http://kirkmcd.princeton.edu/examples/accel/pomeranchuk_jpusr_2_65_40.pdf)
- [23] M.M. Nikitin *et al.*, *Interference of Synchrotron Radiation*, Sov. Phys. JETP **52**, 388 (1980), [http://kirkmcd.princeton.edu/examples/accel/nikitin\\_sjjetp\\_52\\_388\\_80.pdf](http://kirkmcd.princeton.edu/examples/accel/nikitin_sjjetp_52_388_80.pdf)
- [24] K.D. Bonin *et al.*, *Observation of Interference between Čerenkov and Synchrotron Radiation*, Phys. Rev. Lett. **57**, 2264 (1986), [http://kirkmcd.princeton.edu/examples/QED/bonin\\_prl\\_57\\_2264\\_86.pdf](http://kirkmcd.princeton.edu/examples/QED/bonin_prl_57_2264_86.pdf)
- [25] J. Rossbach, *A VUV free electron laser at the TESLA test facility at DESY*, Nucl. Instrum. Meth. A **375**, 269 (1996), [http://kirkmcd.princeton.edu/examples/accel/rossbach\\_nim\\_a375\\_269\\_96.pdf](http://kirkmcd.princeton.edu/examples/accel/rossbach_nim_a375_269_96.pdf)
- [26] R. Tatchyn *et al.*, *Research and development toward a 4.5-1.5 Å linac coherent light source (LCLS) at SLAC*, Nucl. Instrum. Meth. A **375**, 274 (1996), [http://kirkmcd.princeton.edu/examples/accel/rossbach\\_nim\\_a375\\_274\\_96.pdf](http://kirkmcd.princeton.edu/examples/accel/rossbach_nim_a375_274_96.pdf)
- [27] E.L. Saldin, E.A. Schneidmiller and M.V. Yurkov, *On the coherent radiation of an electron bunch moving in an arc of a circle*, Nucl. Instrum. Meth. A **398**, 373 (1997), [http://kirkmcd.princeton.edu/examples/accel/saldin\\_nim\\_a398\\_373\\_97.pdf](http://kirkmcd.princeton.edu/examples/accel/saldin_nim_a398_373_97.pdf)
- [28] W.K.H. Panofsky and M. Phillips, *Classical Electricity and Magnetism*, 2<sup>nd</sup> ed. (Addison-Wesley, 1962), <http://kirkmcd.princeton.edu/examples/EM/panofsky-phillips.pdf>
- [29] K.T. McDonald, *Why Doesn't a Steady Current Loop Radiate?* (Dec. 1, 2001), <http://kirkmcd.princeton.edu/examples/current.pdf>