

MOMENT Synergies with Other Projects

Jingyu Tang

Institute of High Energy Physics, CAS

NuFact2015, Rio de Janeiro, Brazil, Aug. 10-15, 2015

Main Topics

- MOMENT concept
- Proton driver technology synergy with other projects
- Target technology synergy with other projects
- Neutrino beamline technology synergy with other projects
- Detector technology synergy with other projects
- Summary

MOMENT Concept

MOMENT Concept

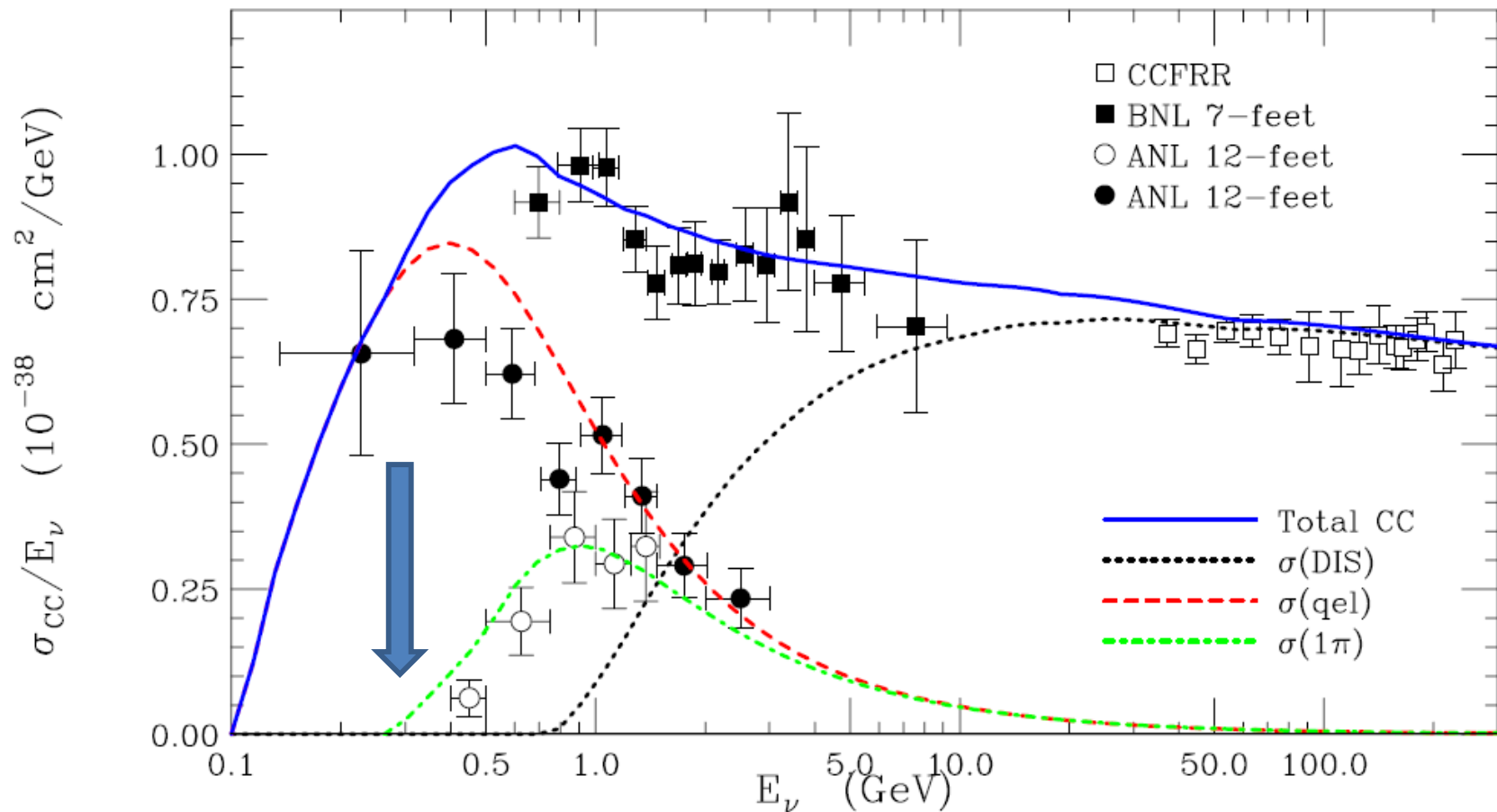
- MOMENT: A muon-decay medium baseline neutrino beam facility
- MOMENT was launched in 2013 as the third phase of neutrino experiments in China
 - Neutrino experiments at Daya Bay continues data-taking
 - Jiangmen (JUNO, or DYB-II) has started civil construction
- A dedicated machine to measure CP phase, if other experiments (such as LBNF/DUNE, HyperK) will have not completed the task
- As a driving force to attract researchers from China as well international collaborators to work on neutrino experiments based on accelerators

A concept to exploit high-flux medium-energy muon-decay neutrinos

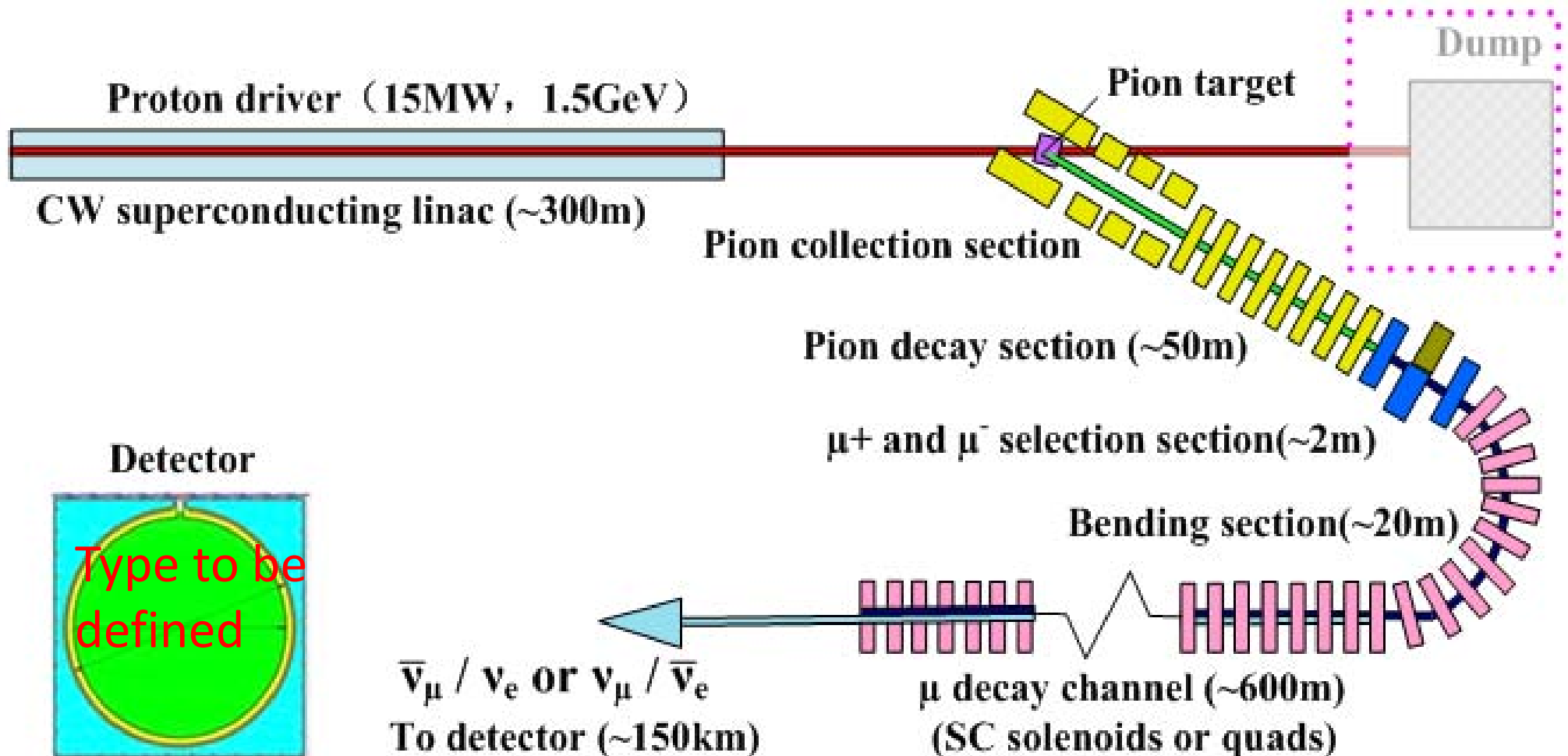
- Using a CW proton linac as the proton driver
 - Based on the China-ADS linac
 - 15 MW in beam power
- Fluidized target in high-field SC solenoid
 - Granular tungsten or mercury jet
 - Collection of pions and muons of both charges
- Neutrino beam from pure μ^+ or μ^- decays
 - Medium energy (250 MeV) for medium-baseline experiment
 - From long decay channel instead of decay rings for NF and nuSTORM

μ Decay channel - a π^0 -free neutrino beam line

- Neutrino energy: ~ 300 MeV \rightarrow baseline = 150 km
- Although we lose some statistics due to lower cross section, but we gain by being background free from π^0



Schematic for MOMENT

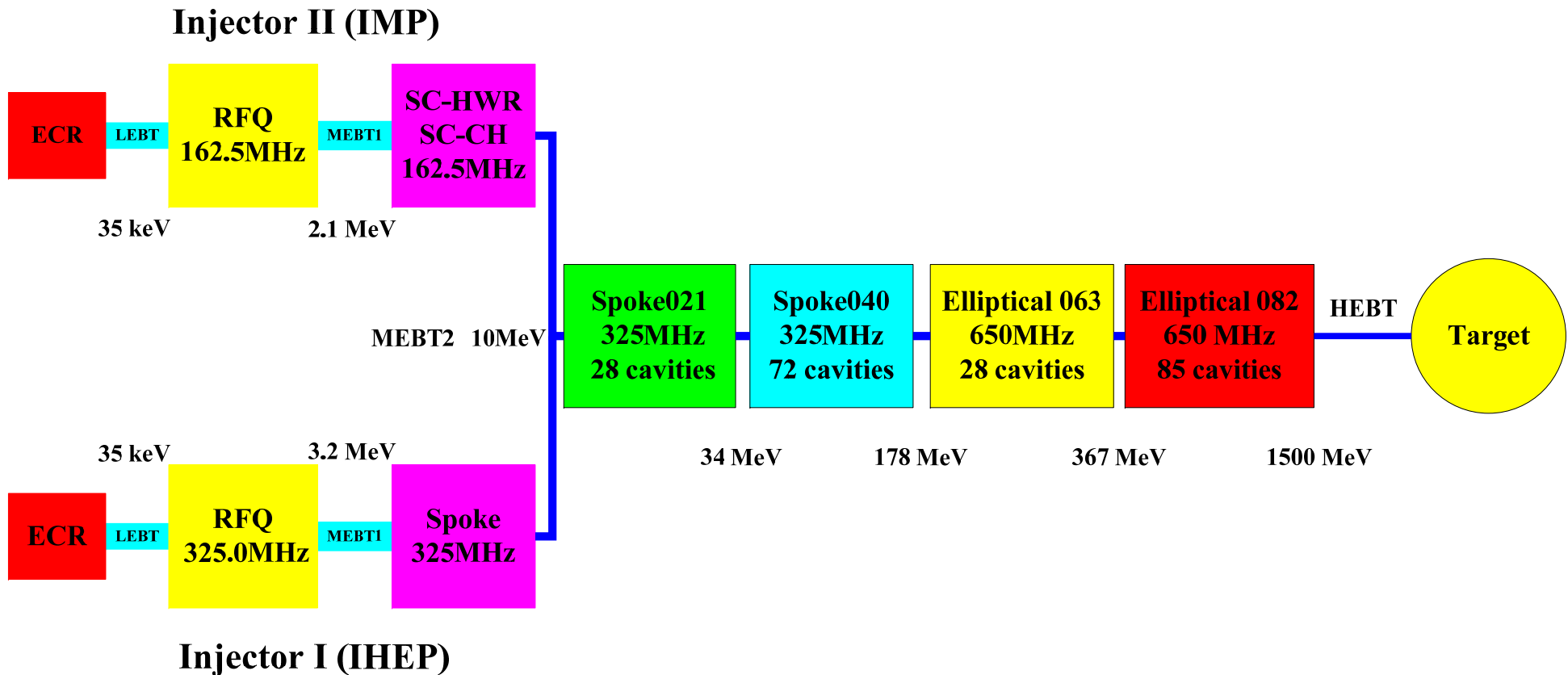


Proton driver technology synergy
with other projects

MOMENT proton driver: a CW superconducting linac


- A CW proton SC linac can provide the highest beam power, and selected as the proton driver for MOMENT
- China-ADS project and MYRRHA are developing such a CW proton linac. PIP-II (PIXE) is developing CW RF linac but with lower beam duty.
- If China-ADS program goes well, the linac could be also used as the proton driver for MOMENT in 2030's.
 - Proton beam: 1.5 GeV, 10 mA (15 MW)
 - Alternate: extending energy to 2.0 GeV

Design scheme for the C-ADS linac

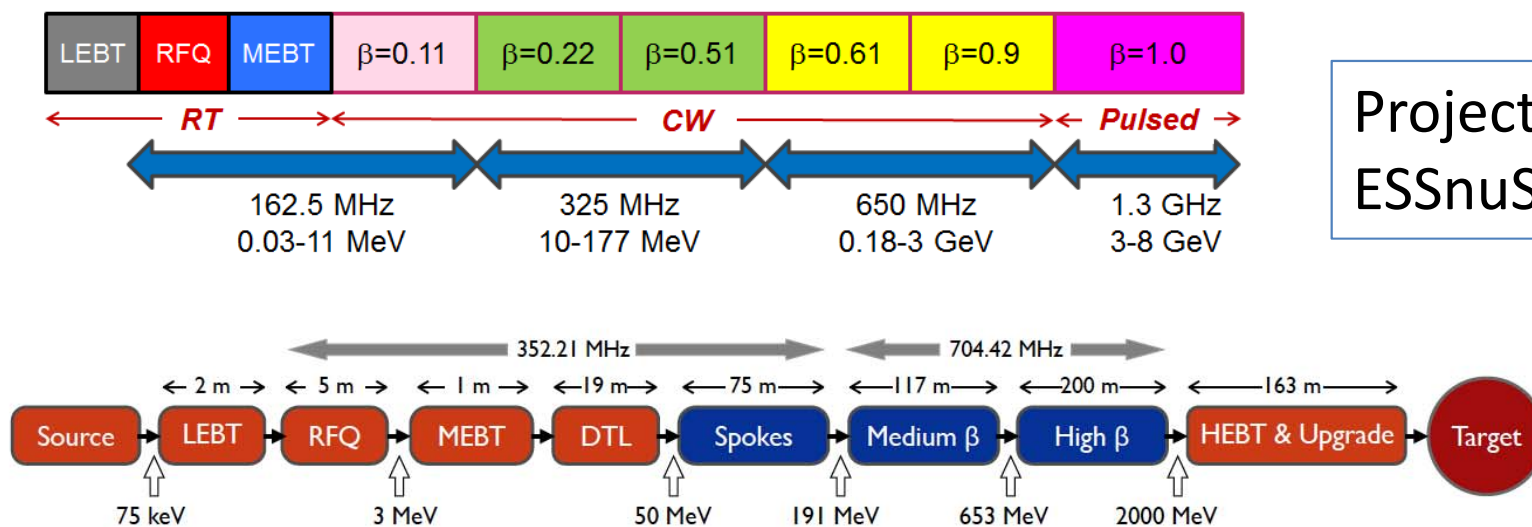


R&D efforts on ADS linac at IHEP and IMP

- IMP completed the commissioning test of a 5 MeV front-end (10 mA, 162.5 MHz, 2.1 MeV RFQ in CW mode, a cryomodule HWR in pulsed mode)
- IHEP is testing another scheme (3.2 MeV RFQ, a cryomodule Spoke, 10 mA, 325 MHz)
- Prototyping on both low- β and medium- β cavities

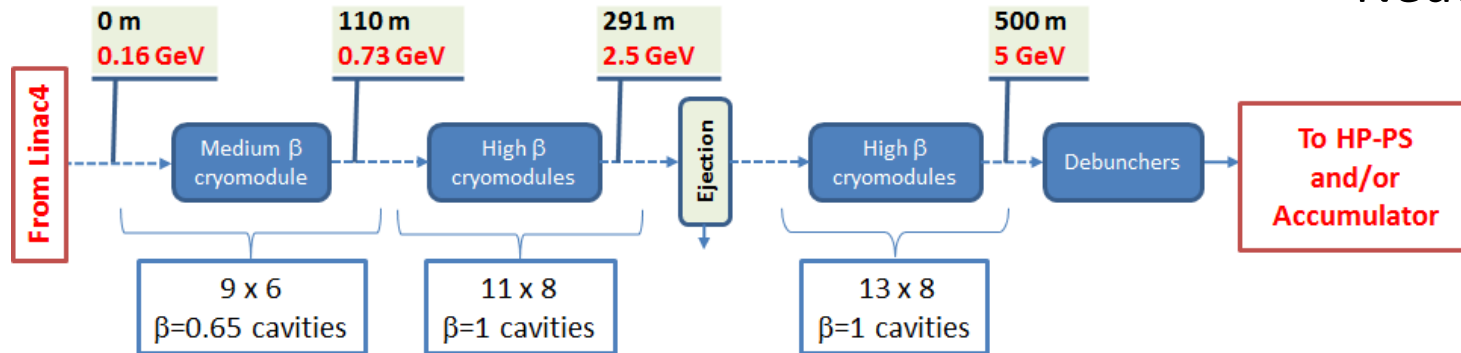


- High power proton accelerators are mandatory to neutrino beam facilities
- MOMENT proton driver shares technologies with the other proposed neutrino beams, such as Neutrino Factory, Project-X (now PIP-II) and ESSnuSB
 - Development of superconducting cavities (low- β , medium- β , high- β) and the high duty factor RF equipment
 - Beam loss control in high power proton linacs
 - Interface with target station



Project-X (Upper)
ESSnuSB (Lower)

Neutrino Factory (SPL)



Comparison of proton drivers

	Beam power (MW)	Linac Energy (GeV)	RF duty factor (%)	Peak current (mA)	SC cavity types
MOMENT	15	1.5 (~2.5)	100	10	5
Neutrino Factory	4	5 (SPL)	4	20	2
Project-X (PIP-II)	3 (0.2)	3 (0.8)	100 (10)	5 (2)	6(5)
ESSnuSB	5	2	4	62.5	3

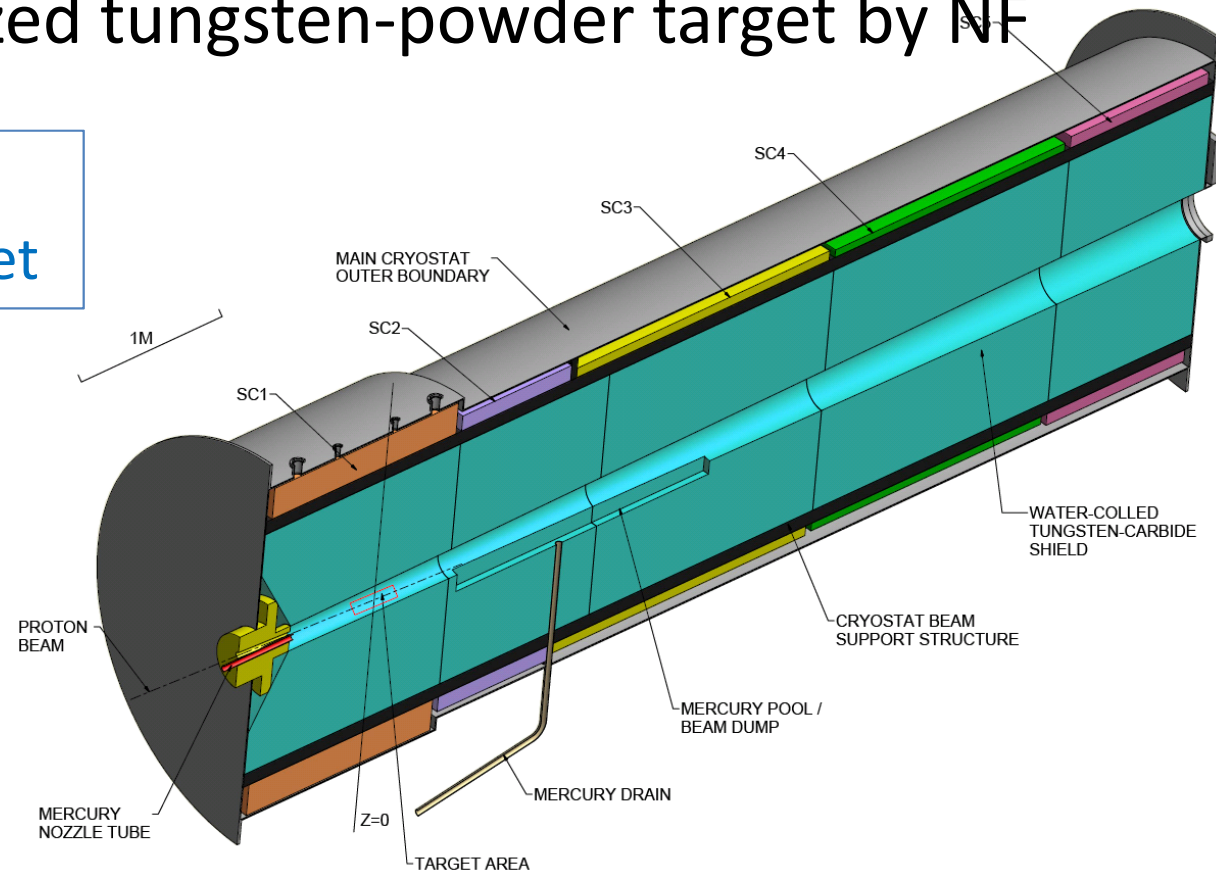
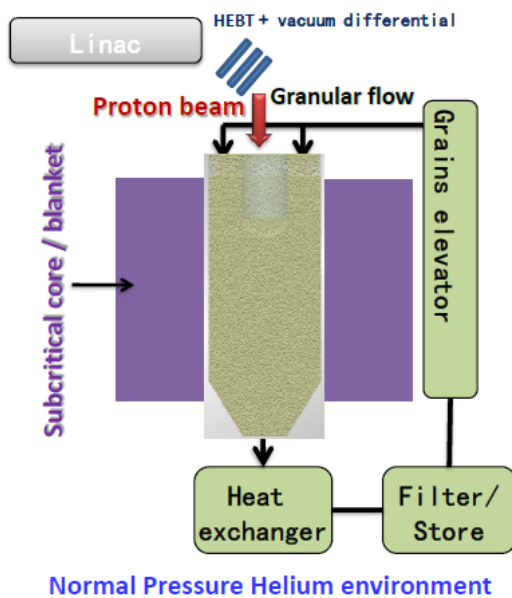
(Project-X has also a pulsed linac section of 3-8 GeV)

Target technology synergy with
other projects

MOMENT Target Station

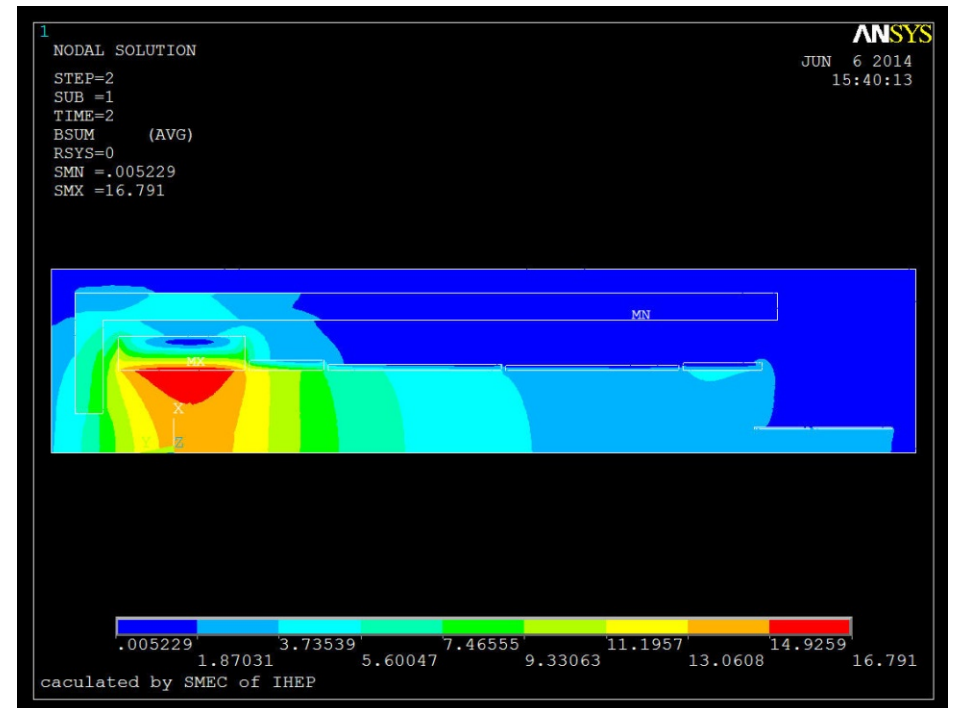
- Baseline design: Mercury jet target (similar to NF design, MERIT) and high-field superconducting solenoids
 - Higher beam power: heat load, radioactivity
 - On the other hand, easier to some extent due to CW proton beam (no shock-wave problem)
- More interests in developing fluidized granular target in collaborating with C-ADS target team, and also waiting for study result with fluidized tungsten-powder target by NF collaboration

Trying to work out a feasible concept based on granular target

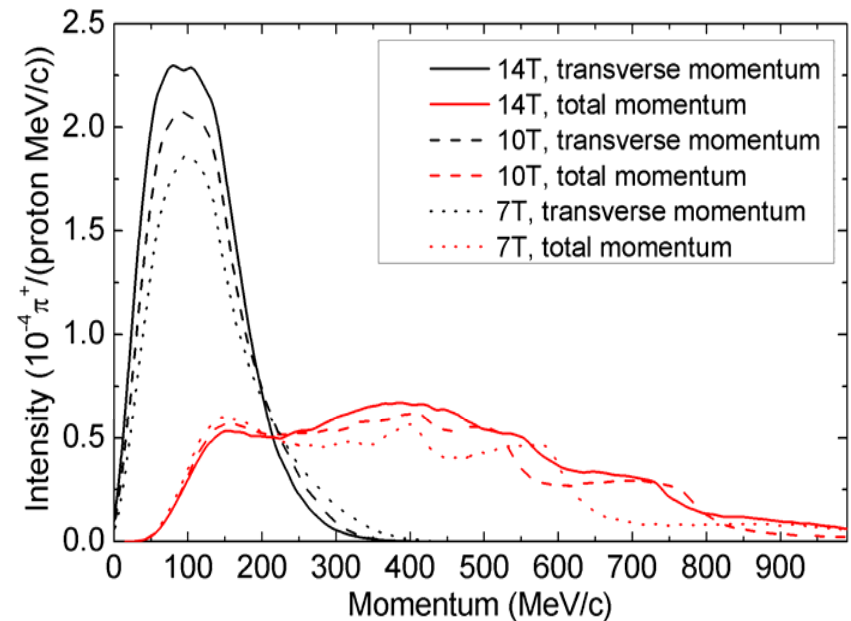
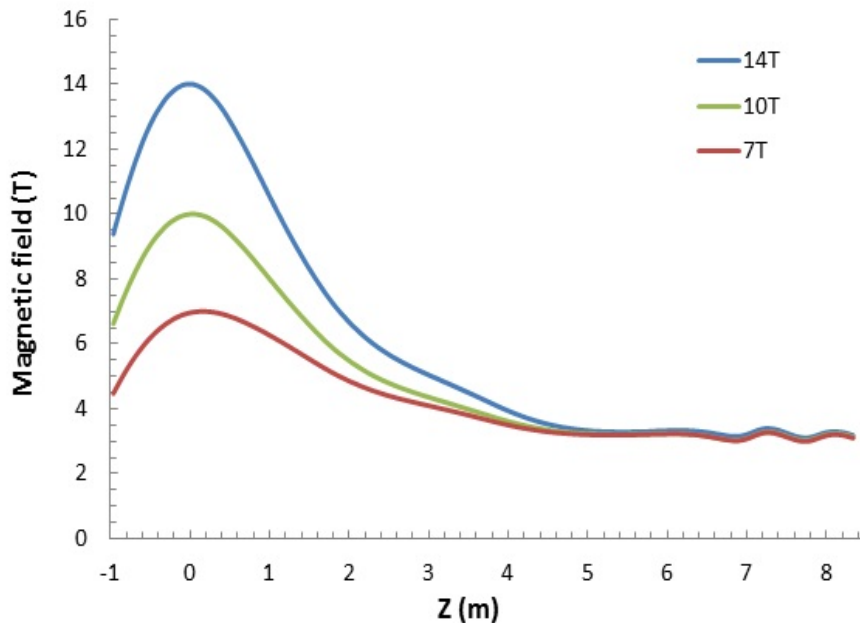


High-field superconducting solenoids

- Very large apertures due to collection of secondary /tertiary beams and space for inner shielding
 - Based on Nb₃Sn superconducting conductors, CICC (Cable-in-Conduit Conductor) coil (ITER)
 - HTS coils are also under consideration
 - High-field magnet R&D efforts at IHEP (incorporated with SPPC)



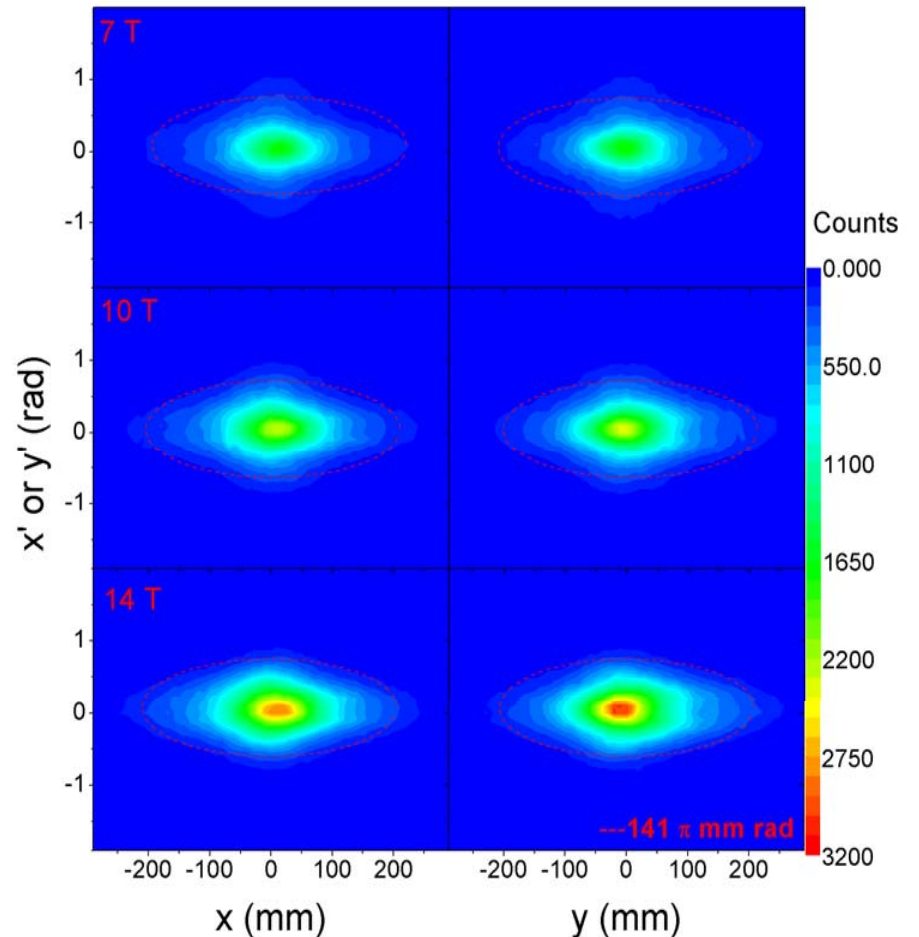
- Different field levels have been studied: 7/10/14 T
 - Evident advantage on pion collection with higher field
- Relatively short tapering section: <5 m (Vassilopoulos' talk)
- High radiation dose level is considered not a big issue here (compared with ITER case)(both Nb_3Sn and HTS conductors are radiation resistant, problems are with electrical insulation)



Pion production and collection

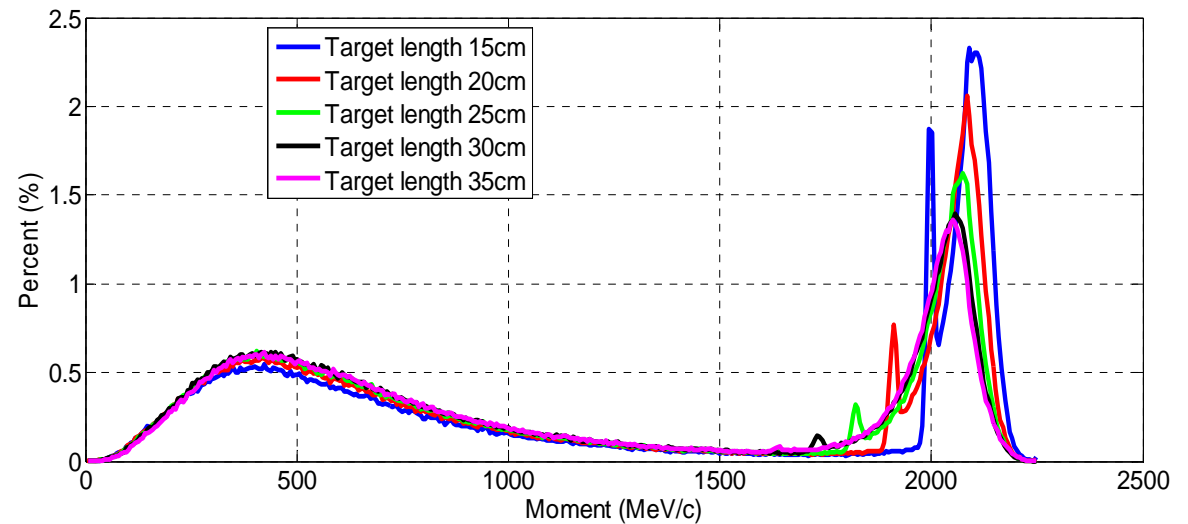
- Pion production rate: 0.10 pion/proton (1.5 GeV, 300 mm Hg)
- Collection efficiencies of forward/total pions: 82% / 58% (@14 T)

- Distributions in $(X-X')/(Y-Y')$ at end of pion decay channel (from upper down: 7/10/14T)
- Higher field increases the core density significantly (favorable)



Spent protons

See Cai's talk



- There are two parts in the spent protons:
 - Scattered protons from the side of the thin mercury jet and the pass-thru protons from the jet which have higher energy (4.7 MW with 30 cm target)
 - From nuclear reactions, lower energy (1.8 MW with 30 cm target)
- We must find ways to deal with the spent protons, either collimated or separating from the π/μ beam or transporting to the final dump.
 - Very difficult due to high beam power and large moment range and emittance

- High power target station is a technically challenging issue, and even more challenging when high magnetic-field is required.
 - Huge heat deposit in target (cooling, shocking wave)
 - Very high irradiation level (protection, material lifetime, electrical insulation)
 - Very high electromagnetic force, space limitation
 - Interface with primary and secondary beamlines
- Conventionally, carbon target inside a magnetic horn is used (very short pulse, up to 2 MW, low repetition rate)
- New type of neutrino beams (NF and MOMENT) uses high-repetition or CW proton beams, and higher power
 - Mercury jet target (now preferable fluidized tungsten target)
 - Superconducting solenoids for π capture and focusing
 - Extremely challenging

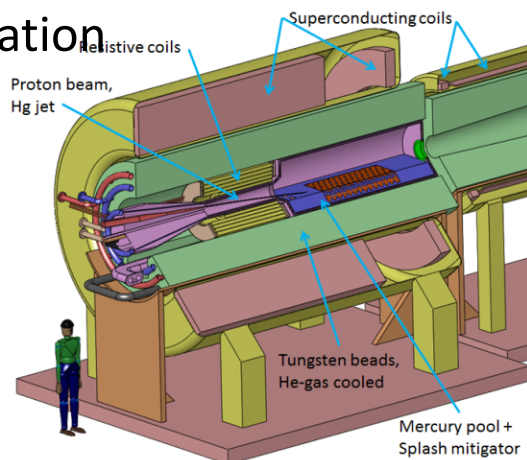
Synergy efforts

- Precise simulations on π production yield, material and proton energy
 - MARS, GEANT4, MCNP, FLUKA: not consistent
- Study on magnetic field taper
- Design and R&D on fluidized tungsten target (NF and MOMENT)
- Design and R&D on high-field superconducting solenoids (NF and MOMENT)
- Study on cooling and shielding methods in MW targets
- Interface issues with primary and secondary beamlines (windows, shielding, dump)
- Spent protons

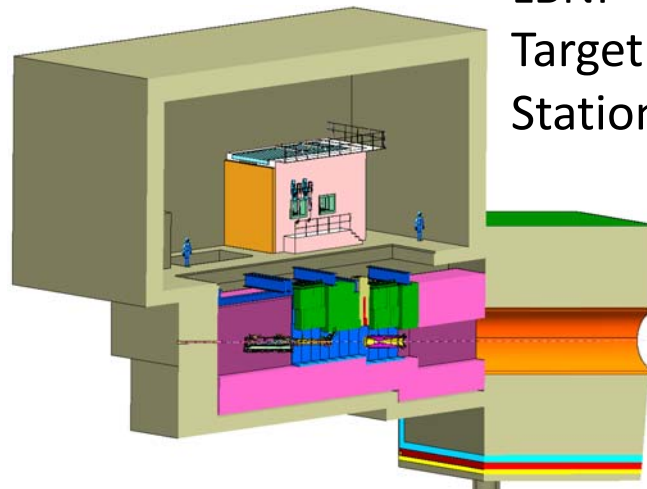
Comparison of target stations

	Beam power (MW)	Proton energy (GeV)	Target	Magnetic field
MOMENT	15	1.5 (~2.5)	Granular W or Hg jet	SC solenoids
Neutrino Factory	4	5 (SPL)	Fluidized W or Hg jet	SC solenoids + RT insert
LBNF	2	120	Carbon	Horns
ESSnuSB	5	2	4 * Carbon	Horns

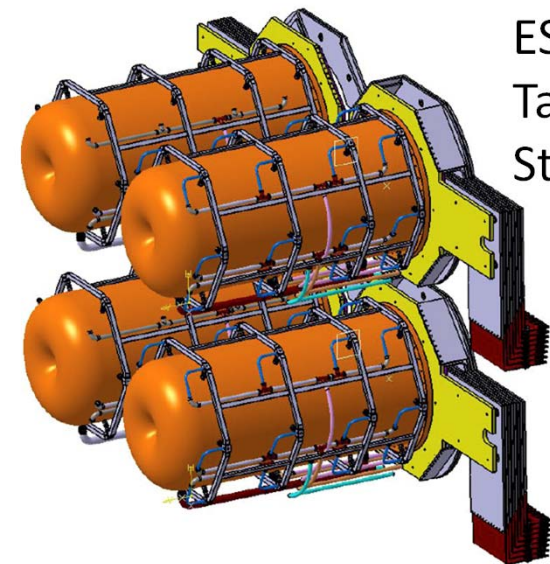
NF Target Station



LBNF Target Station



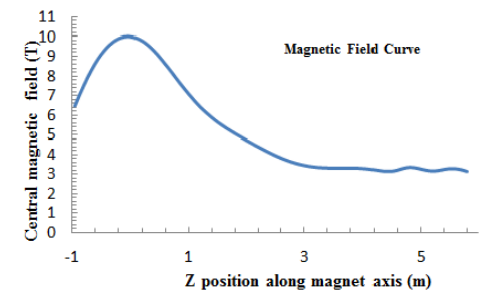
ESSnuSB Target Station



Neutrino beamline technology
synergy with other projects

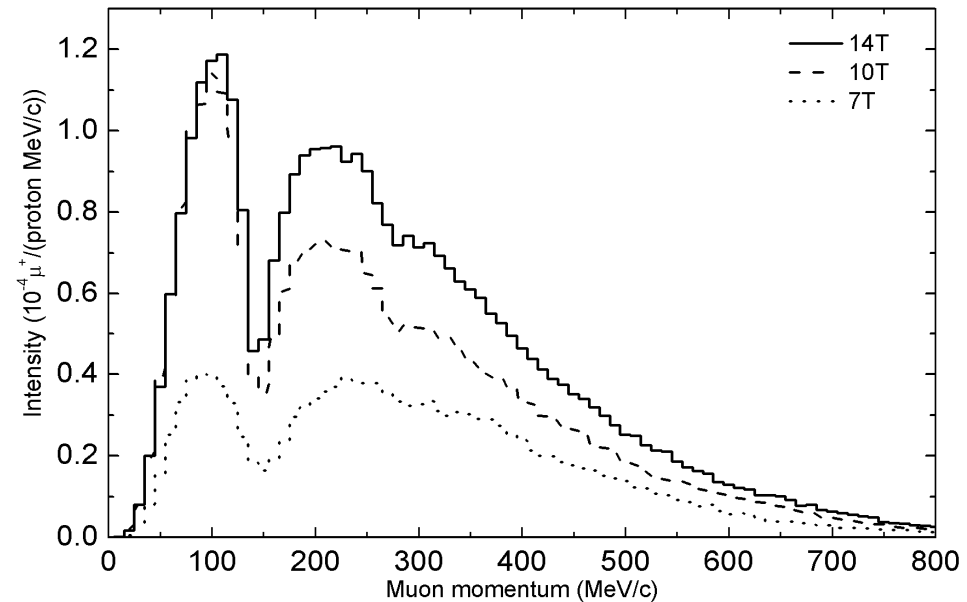
MOMENT Secondary beamline

- Transporting both pions and muons
- A straight section in SC solenoids of about 100 m to match the SC solenoids at the target, and for the pions to decay into muons
 - Adiabatic field transition (tapering section)
 - Extraction of scattered protons
 - Very large emittance and momentum spread
 - Longer section for energetic pions to decay
- Similar beam rigidity assures that pions and muons can be transported in the same focusing channel
 - Momentum and emittance of pions most preserved in muons



More about the pion decay channel

- SC solenoids form FOFO lattice (stop-band at certain energy)
- Very large acceptance for channels
- About $0.0052 \mu^+/\text{proton}$ for about $50 \pi\text{mm-rad}$ at entrance of muon decay channel

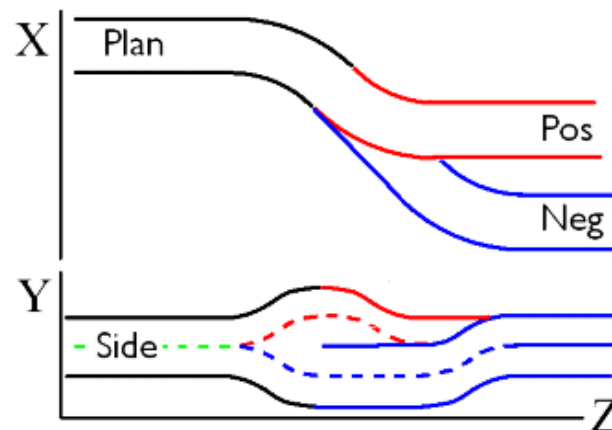
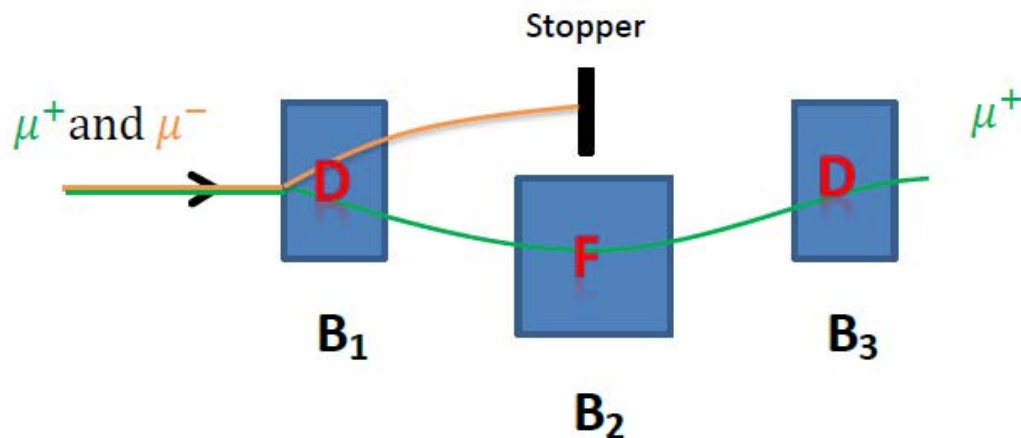


	muon/proton	Portion (%)
No limit on emittance	9.48E-03	100
Emittance: 100 $\pi\text{mm-rad}$	8.04E-03	85
Emittance: 80 $\pi\text{mm-rad}$	7.31E-03	77
Emittance: 50 $\pi\text{mm-rad}$	5.22E-03	55

Emittance limit in both (X-X') and (Y-Y')

Charge selection

- A selection section to select π^+/μ^+ from π^-/μ^- , as either μ^+ beam or μ^- beam is used for producing the required neutrinos
 - Reverse the fields when changing from μ^+ to μ^-
 - Also for removing very energetic pions who still survive
 - Very difficult due to extremely large beam emittance (T/L)
- Two schemes: based on 3 SC dipoles with strong gradient (or FFAG), and bent SC solenoids



Muon transport and decay

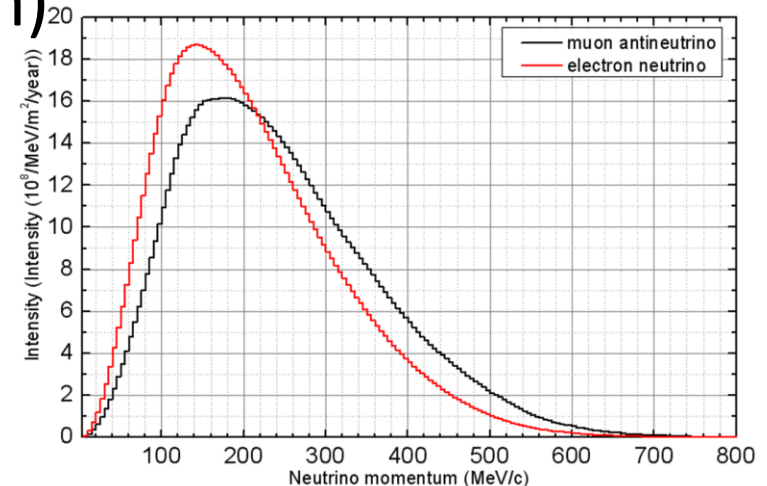
- Muon decay channel

- A long decay channel of about 600 m is designed for production of neutrinos
 - About 35% (centered momentum: ~ 300 MeV/c)
- Important to have smaller divergent angle
 - Neutrino energy spectrum at detector related to the angle
 - Modest beam emittance and large aperture
 - Adiabatic matching from **3.7 T** in the bending section to **1.0 T** in the decay section

Aperture/Field	Acceptance (π mm-rad) X: in mm; X': in mrad
$\phi 600, 3.7$ T	100 (x: 280, x': 357)
$\phi 800, 1.0$ T	65 (x: 380, x': 171)

Estimate of neutrino flux

- POT (5000 h): 1.125×10^{24} proton/year
- Muon yield: 1.62×10^{-2} μ /proton
- Total neutrino yield: 4.8×10^{-3} ν /proton (in pair)
 5.4×10^{21} ν /year (in pair)
(NF: 1.1×10^{21} ν /year)
- Neutrino flux at detector: dependent on the distance
 4.7×10^{11} ν /m²/year (@150 km)



Challenges and synergy efforts in neutrino beamlines

- Charge selection of π^+/π^- and μ^+/μ^- [NF]
 - Very large emittance/momentum range
- Dumping both protons and secondary particles [All]
 - Mixed beam, high power
- Manipulation in phase space [NF, nuSTORM]
 - Adiabatic conversion of transverse momentum into longitudinal
 - Bunching rotation
 - Emittance cooling

Detector technology synergy with
other projects

- Suitable detectors for MOMENT are still under study

- Flavor sensitive: e/ μ identification

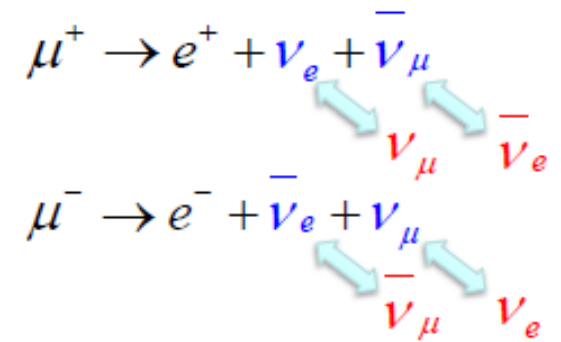
- Water Cherenkov, liquid Ar, liquid scin.

- Charge sensitive: ν and anti- ν

- Magnetized, liquid scin., Gd-doped water (IBD)

- NC/CC sensitive: NC background rejection

- Very large target mass required

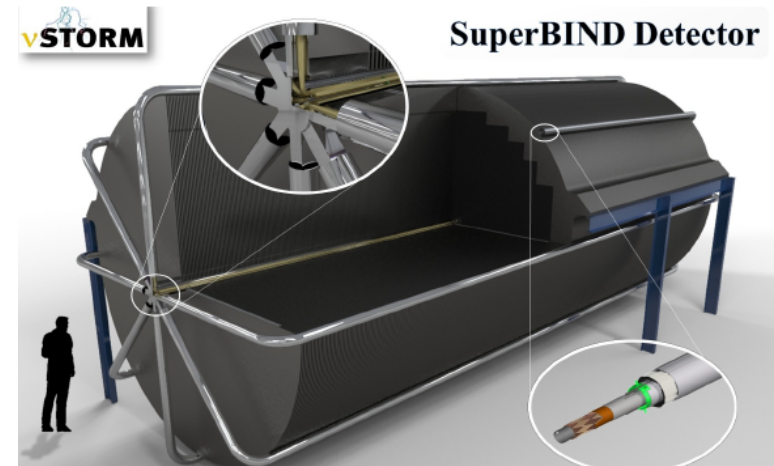
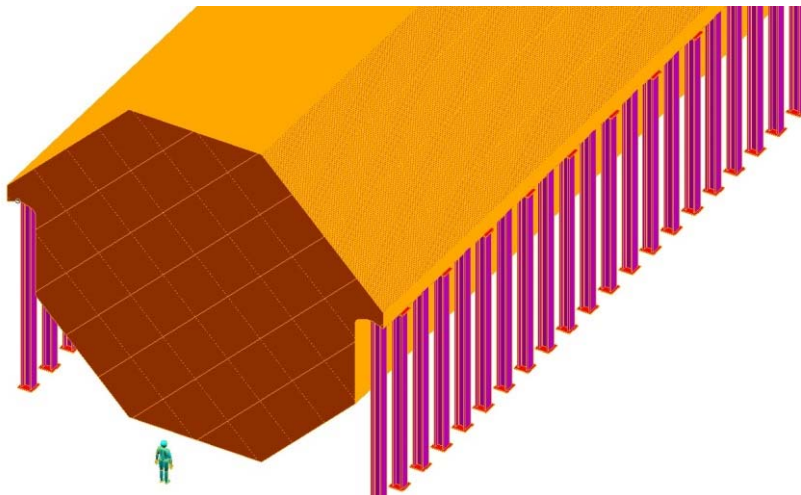


- Detector synergy

- Magnetized detector, e.g. MIND by NF and SuperBIND by nuSTORM

- Water Cherenkov detector (or doped), MEMPHIS by ESSnuSB/LBNO and HyperK detector

- Liquid scintillator detector such as JUNO



Summary

- As an interesting study, MOMENT attracts Chinese researchers to collaborate on neutrino beams
 - on MOMENT itself
 - on other international projects
- MOMENT shares many physical and technical aspects with other neutrino beams
 - Proton driver, target, secondary beam line, detector etc.
 - International collaborations will benefit the community: with the ongoing projects LBNF and Hyper-K, and with the studies Neutrino Factory, ESSnuSB and nuSTORM

Thank you for attention!