

Considerations on
Target (and Beam Dump), Capture and Decay
for a
4-MW Neutrino Factory
and a
4-MW Neutrino Superbeam

K.T. McDonald

Princeton U.

ISS Plenary Meeting, KEK

Jan 24, 2006

<http://puhep1.princeton.edu/mumu/target/>

(Presented by M. Zisman)

The Context

- **Physics:** Nature presents us with the opportunity to explore the richness of the mixing of massive neutrinos: Mass hierarchy, $\sin^2 \theta_{13}$, CP violation.
 - **Neutrino Beams:**
 - Superbeam neutrinos from $\pi^\pm \rightarrow \mu^\pm \nu_\mu (\bar{\nu}_\mu)$. (Pions from $pA \rightarrow \pi^\pm X$.)
 - Factory neutrinos from $\mu^\pm \rightarrow e^\pm \bar{\nu}_\mu \nu_e (\nu_\mu \bar{\nu}_e)$. (Muons from $\pi^\pm \rightarrow \mu^\pm \nu_\mu (\bar{\nu}_\mu)$.)
 - β -beam neutrinos from ${}^6\text{He} \rightarrow {}^6\text{Li} e^- \bar{\nu}_e$, ${}^{18}\text{Ne} \rightarrow {}^{18}\text{F} e^+ \nu_e$ (not discussed here).
 - **Detectors:** Cheapest large detectors are calorimeters with no magnetic field.
 - ⇒ Cheapest to study $\nu_\mu \rightarrow \nu_e$ oscillations with a sign-selected source.
 - ⇒ Long time to study both neutrino and antineutrino oscillations.
- Alternatives** to permit simultaneous studies of neutrinos and antineutrinos:
- Magnetized iron calorimeter with Neutrino Factory (μ^\pm only).
 - Magnetized liquid argon detector with Superbeam and/or Neutrino Factory.
- (Only magnetized LAr detector can distinguish e^\pm .)
 (Neutrino Factory needs magnetized detector even if sign-selected beam.)

4-MW Proton Beam

- **10-30 GeV** appropriate for both Superbeam and Neutrino Factory.
⇒ $0.8-2.5 \times 10^{15}$ pps; $0.8-2.5 \times 10^{22}$ protons per year of 10^7 s.
 - **Rep rate 15-50 Hz** at Neutrino Factory, as low as **2 Hz** for Superbeam.
⇒ Protons per pulse from 1.6×10^{13} to 1.25×10^{15} .
⇒ Energy per pulse from 80 kJ to 2 MJ.
 - **Small beam size preferred:**
≈ 0.1 cm^2 for Neutrino Factory, ≈ 0.2 cm^2 for Superbeam.
- ⇒ **Severe materials issues for target AND beam dump.**
- **Radiation Damage.**
 - **Melting.**
 - **Cracking** (due to single-pulse “thermal shock”).

Radiation Damage

The lifetime dose against radiation damage (embrittlement, cracking,) by protons for most solids is about $10^{22}/\text{cm}^2$.

⇒ Target lifetime of about 5-14 days at a Neutrino Factory (and 9-28 days at a Superbeam).

⇒ Mitigate by frequent target changes, moving target, liquid target, ...

Remember the Beam Dump

Target of 2 interaction lengths ⇒ 1/7 of beam is passed on to the beam dump.

Long distance from target to dump at a Superbeam,

⇒ Beam is much less focused at the dump than at the target,

⇒ Radiation damage to the dump not a critical issue (Superbeam).

Short distance from target to dump at a Neutrino Factory,

⇒ Beam still tightly focused at the dump,

⇒ Frequent changes of the beam dump, or a moving dump, or a liquid dump.

A liquid beam dump is the most plausible option for a Neutrino Factory, independent of the choice of target. (This is so even for a 1-MW Neutrino Factory.)

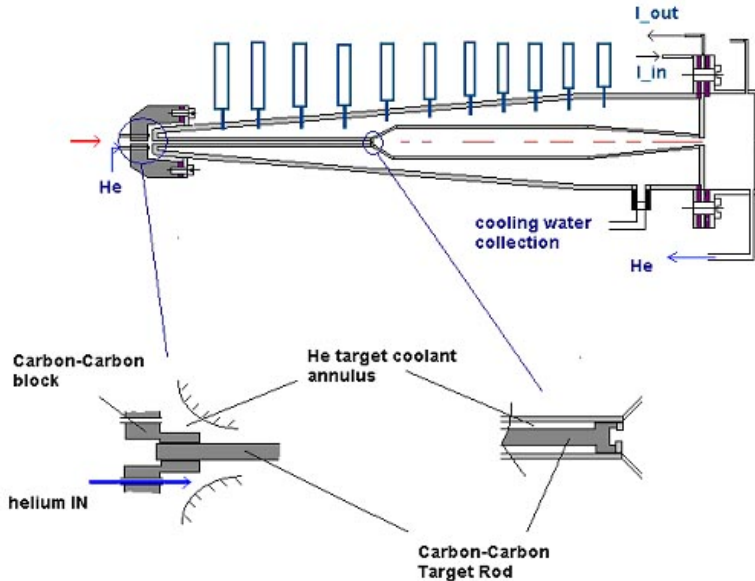
The proton beam should be tilted with respect to the axis of the capture system at a Neutrino Factory, so that the beam dump does not absorb the captured π 's and μ 's.

Target and Capture Topologies: Toroidal Horn

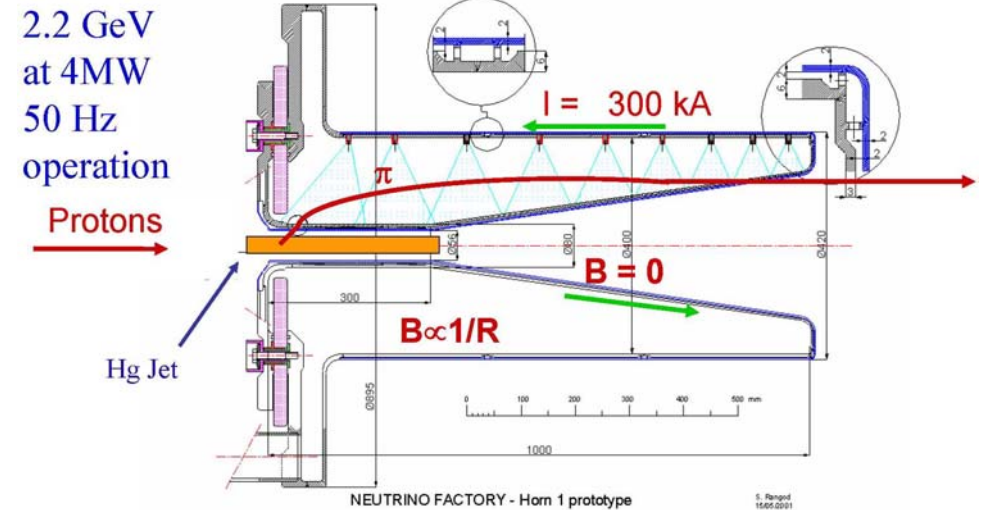
The traditional topology for efficient capture of secondary pions is a toroidal “horn” (Van der Meer, 1961).

- Collects only one sign, \Rightarrow Long data runs, but nonmagnetic detector (Superbeam).
- Inner conductor of toroid very close to proton beam.
 - \Rightarrow Limited life due to radiation damage at 4 MW.
 - \Rightarrow Beam, and beam dump, along magnetic axis.
 - \Rightarrow More compatible with Superbeam than with Neutrino Factory.

Carbon composite target with He gas cooling (BNL study):



Mercury jet target (CERN SPL study):



If desire secondary pions with $E_\pi \lesssim 5$ GeV (Neutrino Factory), a high- Z target is favored, but for $E_\pi \gtrsim 10$ GeV (some Superbeams), low Z is preferred.

Target and Capture Topologies: Solenoid

Palmer (1994) proposed a solenoidal capture system for a Neutrino Factory.

- Collects both signs of π 's and μ 's, \Rightarrow Shorter data runs (with magnetic detector).
- Solenoid coils can be some distance from proton beam.

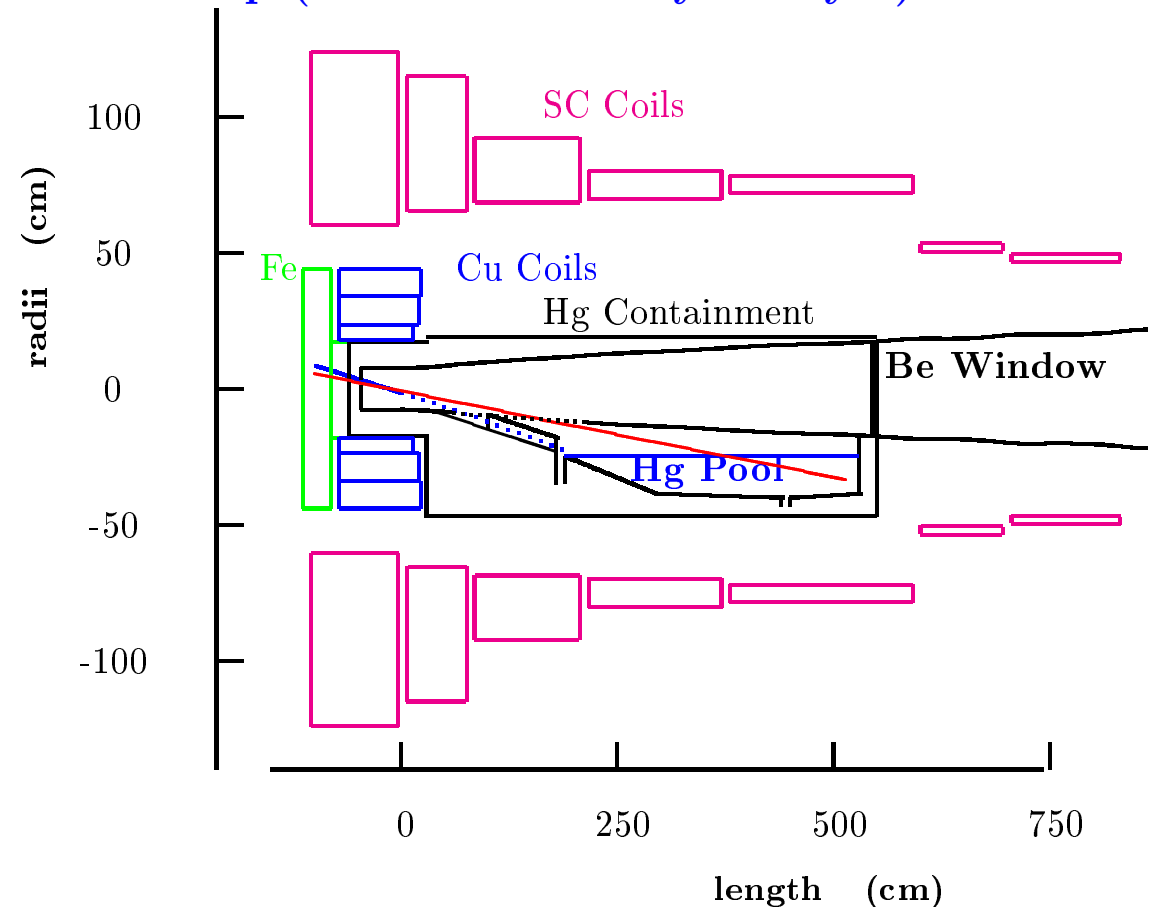
$\Rightarrow \gtrsim 4$ year life against radiation damage at 4 MW.

\Rightarrow Proton beam readily tilted with respect to magnetic axis.

\Rightarrow Beam dump out of the way of secondary π 's and μ 's.

Mercury jet target and proton beam tilt downwards with respect to the horizontal magnetic axis of the capture system.

The mercury collects in a pool that serves as the beam dump (Neutrino Factory Study 2):



Solenoid Capture System for a Superbeam

- Pions produced on axis inside the (uniform) solenoid have zero canonical angular momentum, $L_z = r(P_\phi + eA_\phi/c) = 0, \Rightarrow P_\phi = 0$ on exiting the solenoid.
- If the pion has made exactly 1/2 turn on its helix when it reaches the end of the solenoid, then its initial P_r has been rotated into a pure P_ϕ , $\Rightarrow P_\perp = 0$ on exiting the solenoid.

\Rightarrow Point-to-parallel focusing for

$$P_\pi = eBd / (2n + 1)\pi c.$$

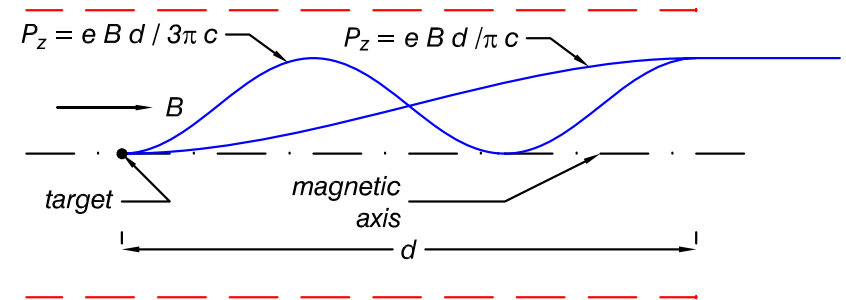
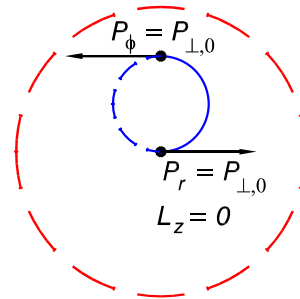
\Rightarrow Narrowband (less background) neutrino beams of energies

$$E_\nu \approx \frac{P_\pi}{2} = \frac{eBd}{(2n + 1)2\pi c}.$$

\Rightarrow Can study several neutrino oscillation peaks at once,

$$\frac{1.27 M_{23}^2 [\text{eV}^2] L [\text{km}]}{E_\nu [\text{GeV}]} = \frac{(2n + 1)\pi}{2}.$$

(Marciano, hep-ph/0108181)



(KTM, physics/0312022)

Study both ν and $\bar{\nu}$ at the same time.

\Rightarrow Detector must identify sign of μ and e .

\Rightarrow Magnetized liquid argon TPC.

(astro-ph/0105442).

Thermal Issues for Liquid Targets (Neutrino Factory)

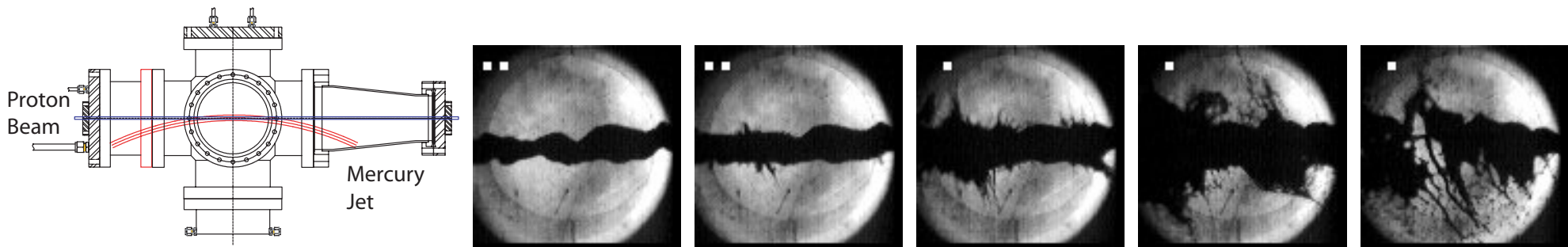
Liquid target/dump using mercury, or a Pb-Bi alloy.

$\approx 400 \text{ J/gm}$ to vaporize Hg (from room temp),

\Rightarrow Need flow of $> 10^4 \text{ g/s} \approx 1 \text{ l/s}$ in target/dump to avoid boiling in a 4-MW beam.

Neutrino Factory Study 2 design has 1.5 l/s flow of Hg, so no critical thermal issues.

Energy deposited in the mercury target (and dump) will cause dispersal, but at benign velocities (10-50 m/s).



1-cm-diameter Hg jet in $2e12$ protons at $t = 0, 0.75, 2, 7, 18 \text{ ms}$ (BNL E-951, 2001).

Model (Sievers):
$$v_{\text{dispersal}} = \frac{\Delta r}{\Delta t} = \frac{r\alpha\Delta T}{r/v_{\text{sound}}} = \frac{\alpha U}{C} v_{\text{sound}} \approx 12.5 \text{ m/s for } U \approx 25 \text{ J/g.}$$

Data: $v_{\text{dispersal}} \approx 10 \text{ m/s for } U \approx 25 \text{ J/g.}$

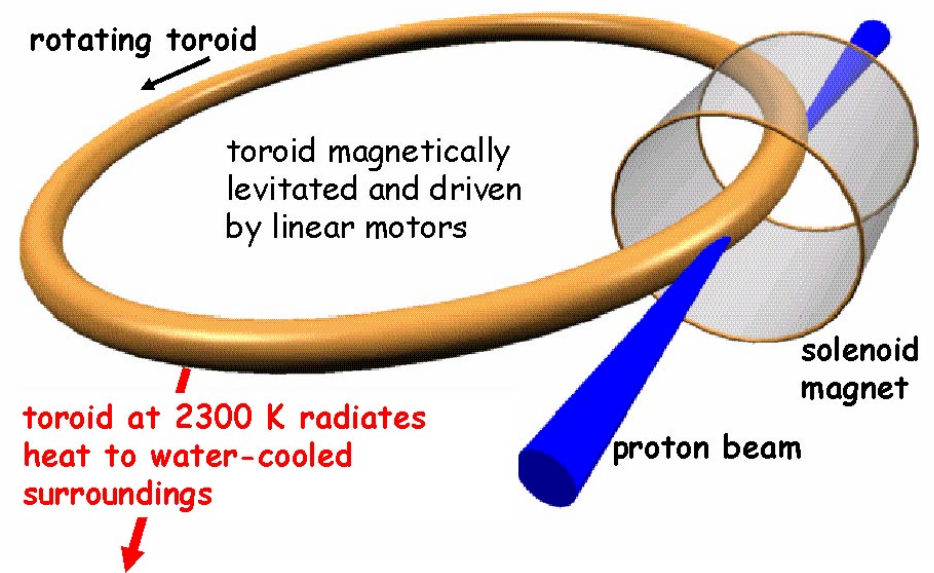
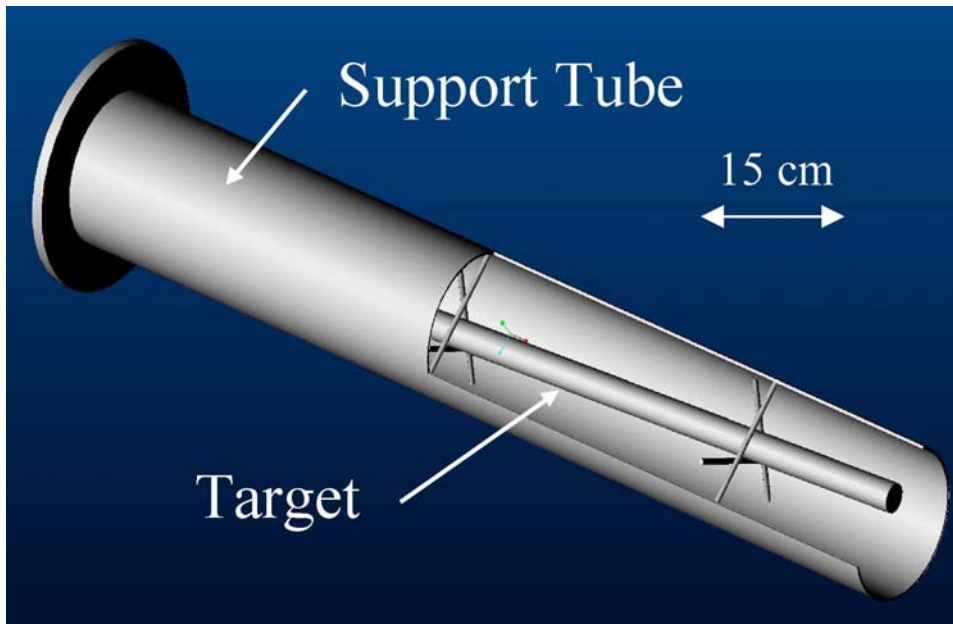
Thermal Issues for Solid Targets (Superbeams), I

The quest for efficient capture of secondary pions precludes traditional schemes to cool a solid target by a liquid. (Absorption by plumbing; cavitation of liquid.)

A solid, radiation-cooled stationary target in a 4-MW beam will equilibrate at about 2500 C. \Rightarrow Carbon is only candidate for this type of target.

(Carbon target must be in He atmosphere to suppress sublimation.)

A moving band target (tantalum) could be considered (if capture system is toroidal).



Thermal Issues for Solid Targets (Superbeams), II

When beam pulse length t is less than target radius r divided by speed of sound v_{sound} , beam-induced pressure waves (thermal shock) are a major issue.

Simple model: if U = beam energy deposition in, say, Joules/g, then the instantaneous temperature rise ΔT is given by

$$\Delta T = \frac{U}{C}, \quad \text{where } C = \text{heat capacity in Joules/g/K.}$$

The temperature rise leads to a strain $\Delta r/r$ given by

$$\frac{\Delta r}{r} = \alpha \Delta T = \frac{\alpha U}{C}, \quad \text{where } \alpha = \text{thermal expansion coefficient.}$$

The strain leads to a stress P (= force/area) given by

$$P = E \frac{\Delta r}{r} = \frac{E \alpha U}{C}, \quad \text{where } E = \text{modulus of elasticity.}$$

In many metals, the tensile strength obeys $P \approx 0.002E$, $\alpha \approx 10^{-5}$, and $C \approx 0.3 \text{ J/g/K}$, in which case

$$U_{\text{max}} \approx \frac{PC}{E\alpha} \approx \frac{0.002 \cdot 0.3}{10^{-5}} \approx 60 \text{ J/g.}$$

⇒ Best candidates for solid targets have high strength (Vasomax, Inconel, TiAl6V4) and/or low thermal expansion (Superinvar, Toyota “gum metal”, carbon-carbon composite).

How Much Beam Power Can a Solid Target Stand?

How many protons are required to deposit 60 J/g in a material?

What is the maximum beam power this material can withstand without cracking, for a 10-GeV beam at 10 Hz with area 0.1 cm².

Ans: If we ignore “showers” in the material, we still have dE/dx ionization loss, of about 1.5 MeV/g/cm².

Now, 1.5 MeV = 2.46×10^{-13} J, so 60 J/g requires a proton beam intensity of $60/(2.4 \times 10^{-13}) = 2.4 \times 10^{14}/\text{cm}^2$.

So, $P_{\text{max}} \approx 10 \text{ Hz} \cdot 10^{10} \text{ eV} \cdot 1.6 \times 10^{-19} \text{ J/eV} \cdot 2.4 \times 10^{14}/\text{cm}^2 \cdot 0.1 \text{ cm}^2 \approx 4 \times 10^5 \text{ J/s} = 0.4 \text{ MW}$.

If solid targets crack under singles pulses of 60 J/g, then safe up to only 0.4 MW beam power!

Empirical evidence is that some materials survive 500-1000 J/g,
 \Rightarrow May survive 4 MW if rep rate $\gtrsim 10$ Hz.

Ni target in FNAL $p\bar{b}$ source:
 “damaged but not failed” for peak energy deposition of 1500 J/g.



Magnetic Issues for Moving Targets

Conducting materials that move through nonuniform magnetic field experience eddy-current effects, \Rightarrow Forces on entering or leaving a solenoid (but not at its center).

\Rightarrow Free jet of radius r cannot pass through a horizontal solenoid of diameter D unless

$$v > \frac{3\pi\sigma r^2 B_0^2}{32\rho D} \approx 6 \left[\frac{r}{1 \text{ cm}} \right]^2 \text{ m/s}, \quad \text{for Hg or Pb-Bi jet, } D = 20 \text{ cm, } B_0 = 20 \text{ T.}$$

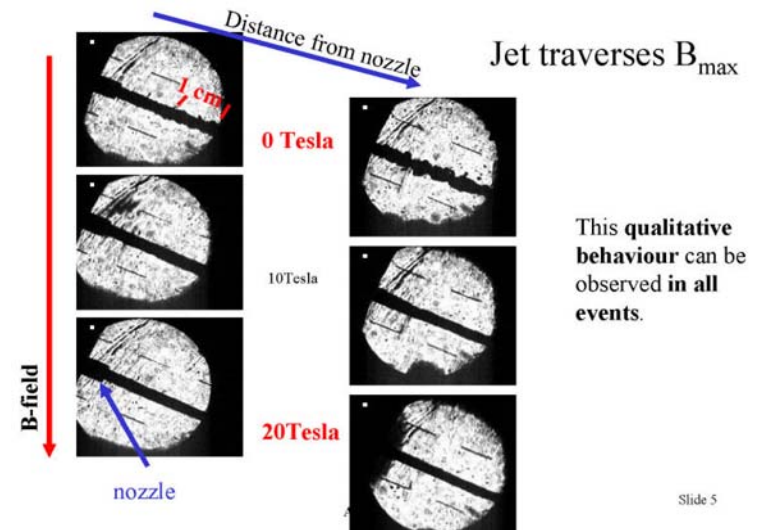
50-Hz rep rate requires $v = 20$ m/s for new target each pulse, so no problem for baseline design with $r = 0.5$ cm. The associated eddy-current heating is negligible.

[Small droplets pass even more easily, and can fall vertically with no retardation.]

A liquid jet experiences a quadrupole shape distortion if tilted with respect to the solenoid axis. This is mitigated by the upstream iron plug that makes the field more uniform.

Magnetic damping of surface-tension waves (Rayleigh instability) observed in CERN-Grenoble tests (2002).

The beam-induced dispersal will be partially damped also (Samulyak).



Slide 5



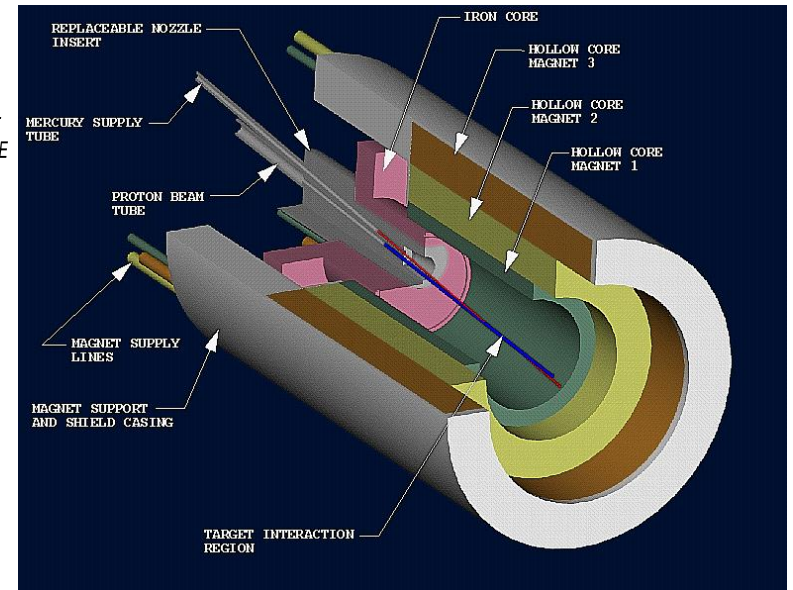
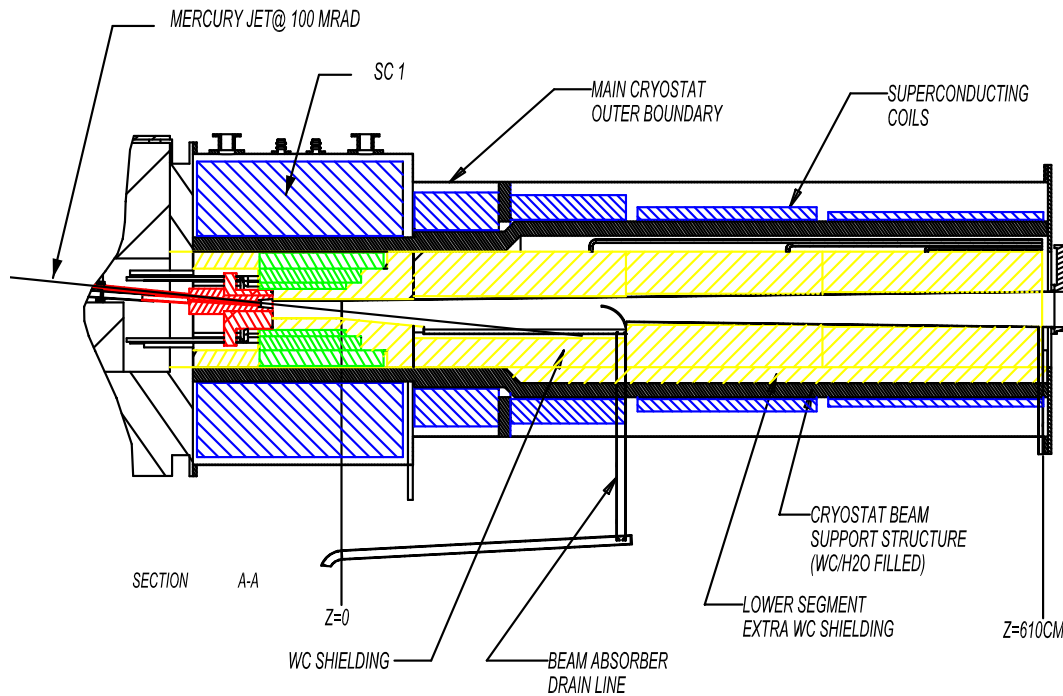
DRAFT Recommendations

This presentation ends with a preliminary set of recommendations on a baseline, alternatives, and relevant R&D for target, dump, capture and decay at a 4-MW Neutrino Factory and a 4-MW Neutrino Superbeam.

These draft recommendations are the personal opinion of KTM.

Neutrino Factory: Baseline

The baseline is essentially that of the Neutrino Factory Study 2,
<http://www.cap.bnl.gov/mumu/studyii/>



- Solenoidal capture magnet (≈ 20 T) with adiabatic transition to solenoidal decay channel (≈ 1 T).
- Continuous, free mercury jet target ($r = 0.5$ cm, $v = 20$ m/s) tilted at 100 mrad to magnetic axis.
- Beam dump = pool of mercury fed by the target jet.

Neutrino Factory: Alternatives

No alternatives have been proposed to the mercury pool beam dump.

No alternatives have been proposed to the solenoidal decay channel.

Conceivable to use mercury pool + solid target, but not recommended.

Toroidal capture system not recommended as provides only one sign of muons, has awkward matching into a solenoidal decay channel, and is not well matched to use of a mercury pool dump.

Neutrino Factory: R&D

- Complete the proof-of-principle demonstration of mercury jet + proton beam + 15-T solenoid (CERN MERIT experiment in the TT2A line).
- Continue simulations of thermal magnetohydrodynamical properties of the base-line system.

Neutrino Superbeam: Baseline

[This recommendation is particularly personal, and reflects KTM's belief that a 4-MW Neutrino Superbeam is some ways off, and should provide better capability than simply scaling up present plans for 0.4-MW beams.]

- Capture and decay in a uniform solenoid magnet tuned to provide a “comb” of narrowband neutrino beams (ν_μ and $\bar{\nu}_\mu$ simultaneously) at successive oscillation maxima.
- Conventional water-cooled copper dump at end of decay channel.
- Carbon-carbon composite target in a He atmosphere, primarily radiation cooled.
- This option linked to use of a detector that can distinguish e^\pm , *i.e.*, a magnetized liquid argon detector.

Neutrino Superbeam: Alternative

- Capture in a toroidal horn, followed by decay in zero magnetic field.
- Conventional water-cooled copper dump at end of decay channel.
- Carbon-carbon composite target in a He atmosphere, primarily radiation cooled.
- This option compatible with use of a nonmagnetic detector such as water Čerenkov.

Neutrino Superbeam: Target Alternatives

A low- Z target is preferred for a Neutrino Superbeam. High- Z alternatives include:

- Free mercury jet target.
- Rotating band target, if toroidal capture system.
- Fluidized pebble-bed target.

Neutrino Superbeam: R&D

- GEANT simulation of solenoidal capture option.
- Hardware development of a 50-Hz toroidal horn for a high-radiation environment.
- Continued irradiation studies of candidate target materials.
- Technical evaluation of scheme for weekly replacement of carbon target.
(A positive evaluation could lead to a hardware R&D program.)
- Technical evaluation of the rotating band scheme.
- Technical evaluation of the fluidized pebble-bed scheme.