The R&D Program for Targetry and Capture at a Neutrino Factory and Muon Collider Source

(BNL E951)

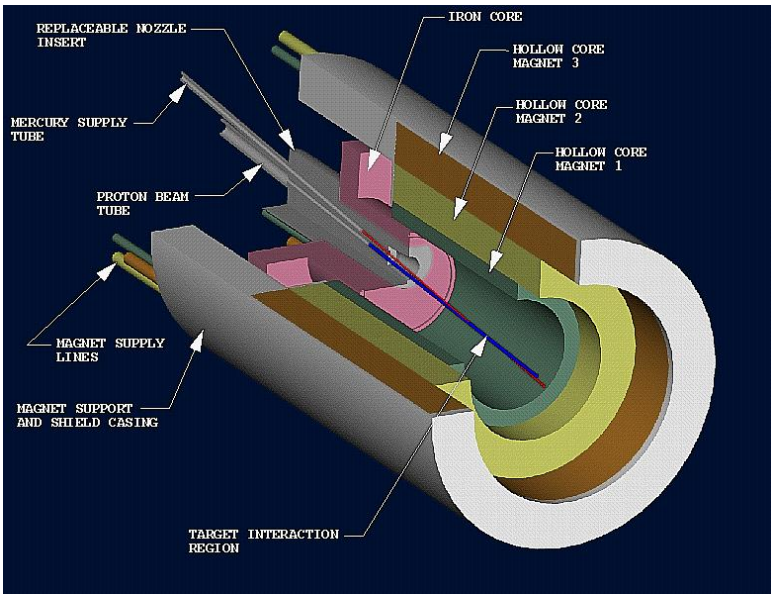

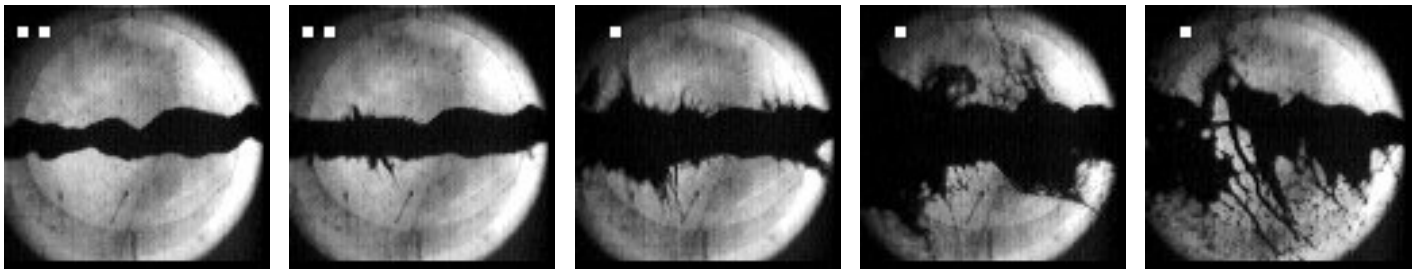

K.T. McDonald
Princeton U.

NuFACT'01, Tsukuba, Japan, May 26, 2001

http://puhep1.princeton.edu/mumu/target/

Challenges

- Maximal production of soft pions → muons in a megawatt proton beam.
- Capture pions in a 20-T solenoid, followed by a 1.25-T decay channel.

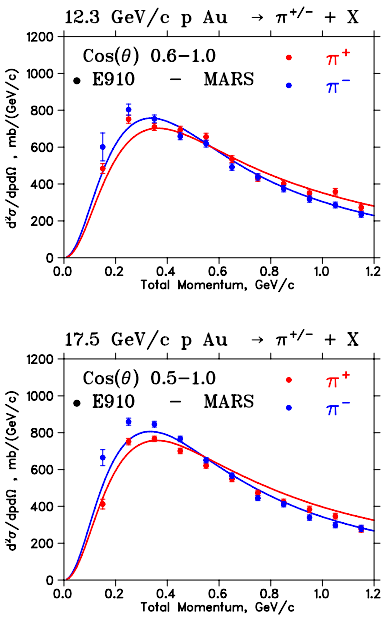

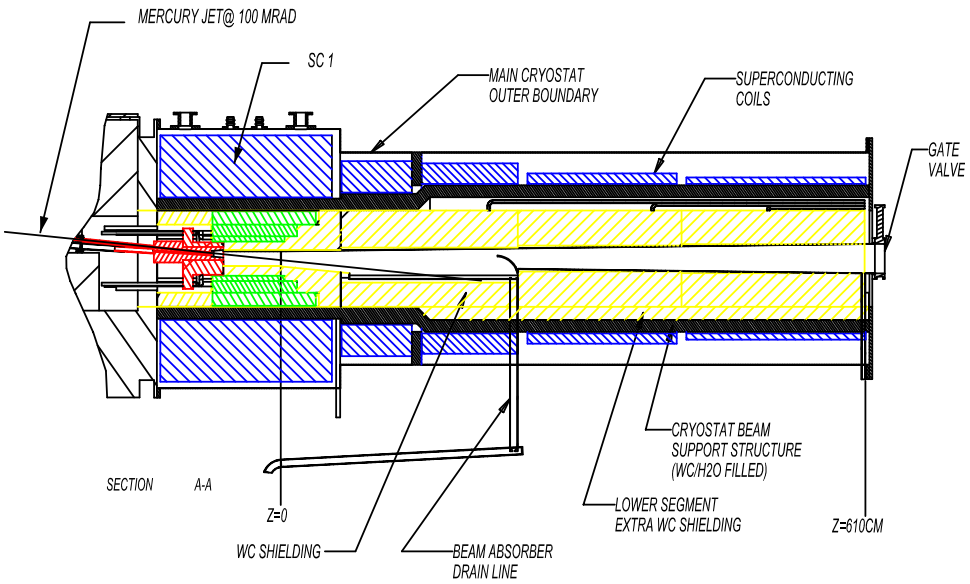

- A carbon target is feasible for 1.5-MW proton beam power.
- For $E_p \gtrsim 16$ GeV, factor of 2 advantage with high-Z target.
- Static high-Z target would melt, ⇒ Moving target.
- A free mercury jet target is feasible for beam power of 4 MW (and more).

Feasibility Issues

- Pion/muon yield.
- Lifetime of components in high radiation environment.
- Mercury jet interaction with beam and magnet.
- Design of the 20-T capture magnet.
- Beam entrance and exit windows.
- Proton beam absorber.
- Mercury flow loop.
- Target system support facility.

Pion/Muon Yield

For $E_p \gtrsim 10$ GeV, more yield with high-Z target.

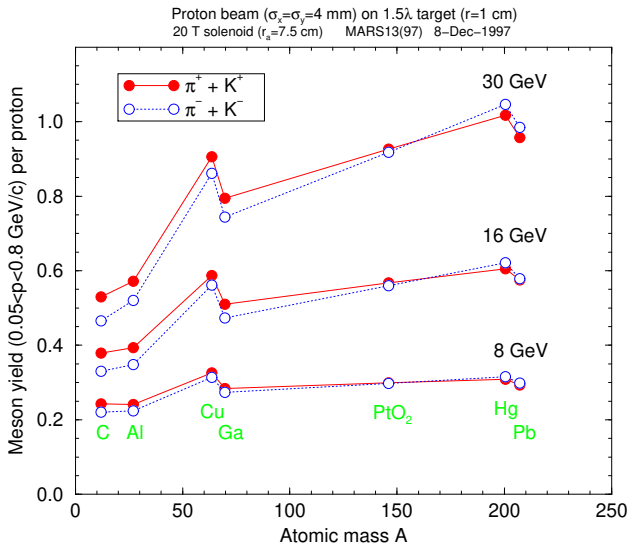

Mercury target radius should be ≈ 5 mm,

with target axis tilted by ≈ 100 mrad to the magnetic axis.

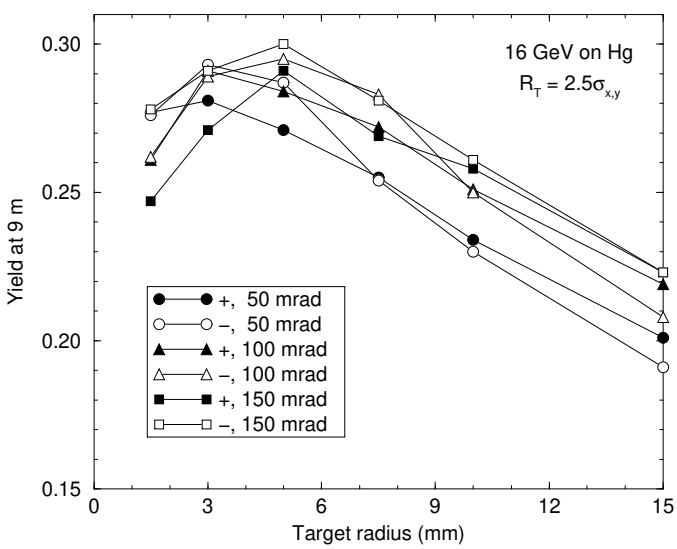

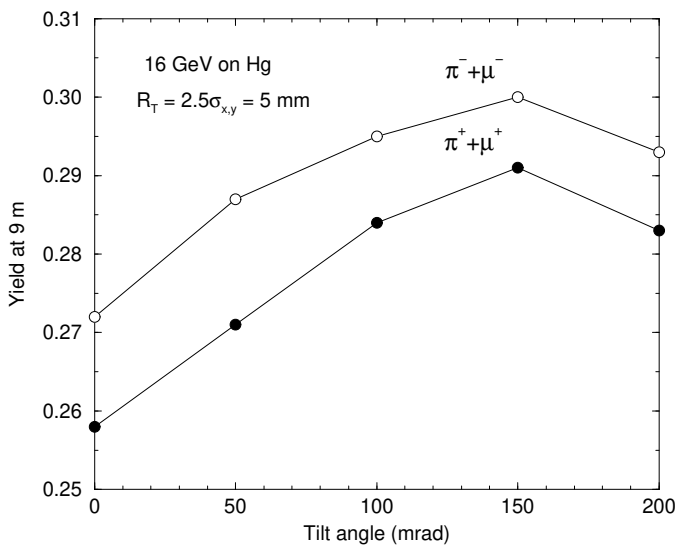

Can capture ≈ 0.3 pion per proton with $50 < P_\pi < 400$ MeV/c.

Target System Layout

Mercury jet target inside a magnetic bottle: 20-T around target, dropping to 1.25 T in the pion decay channel.

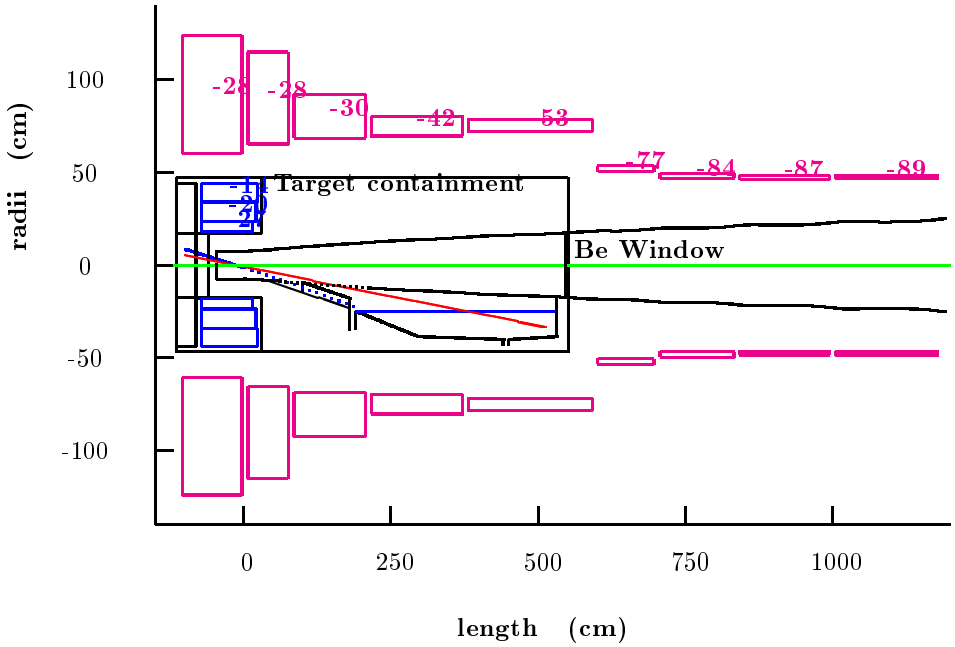

Mercury jet tilted by 100 mrad, proton beam by 67 mrad.

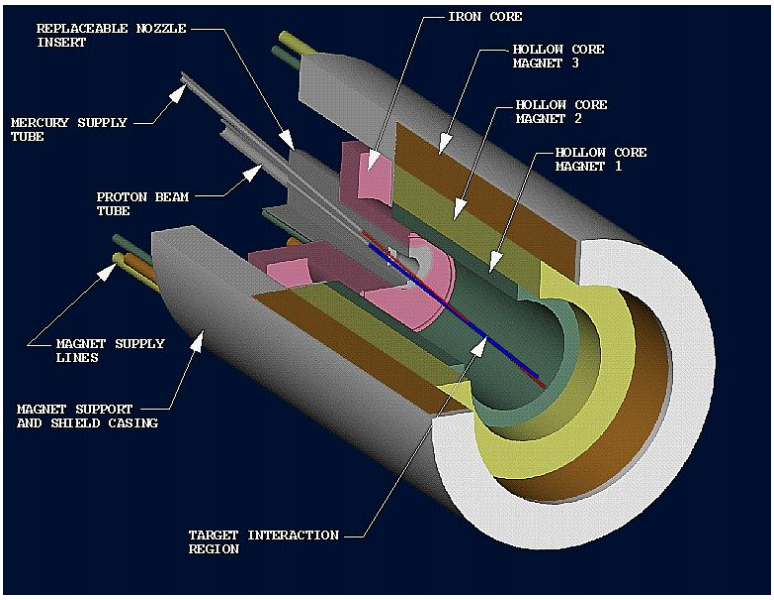

Lifetime of Components in the High Radiation Environment

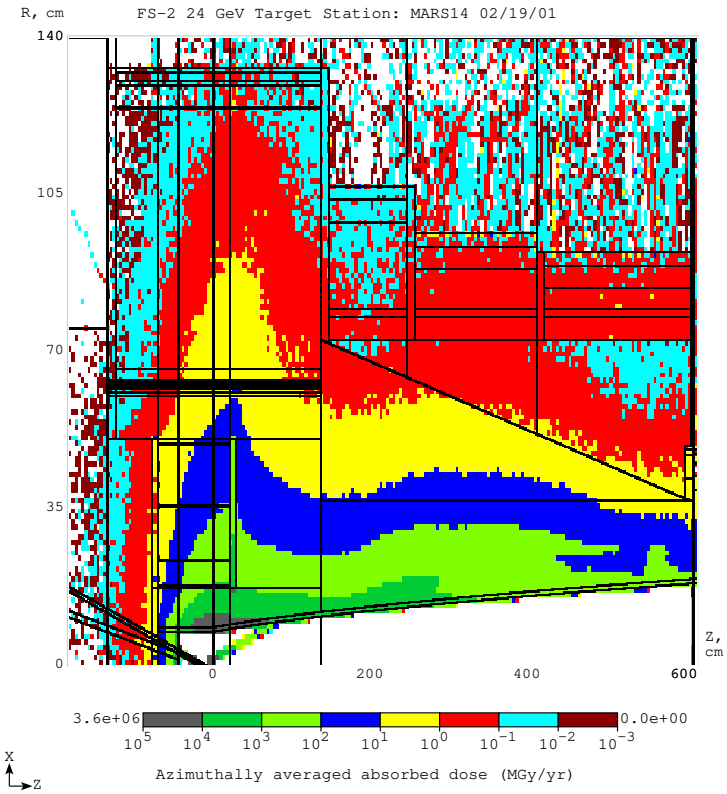

Component	Radius (cm)	Dose/yr (Grays/2×10^7 s)	Max allowed Dose (Grays)	1 MW Life (years)	4 MW life (years)
Inner shielding	7.5	5×10^{10}	10^{12}	20	5
Hg containment	18	10^9	10^{11}	100	25
Hollow conductor coil	18	10^9	10^{11}	100	25
Superconducting coil	65	5×10^6	10^8	20	5

Some components must be replacable.

Viability of Targetry and Capture For a Single Pulse

- Beam energy deposition may disperse the jet.

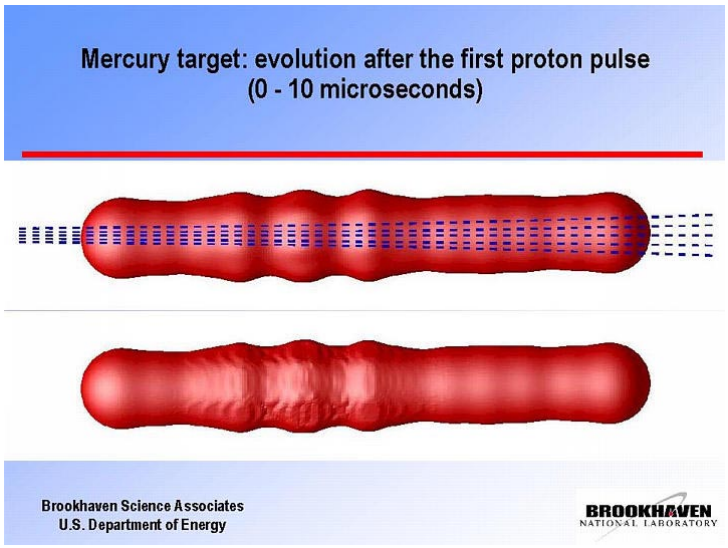

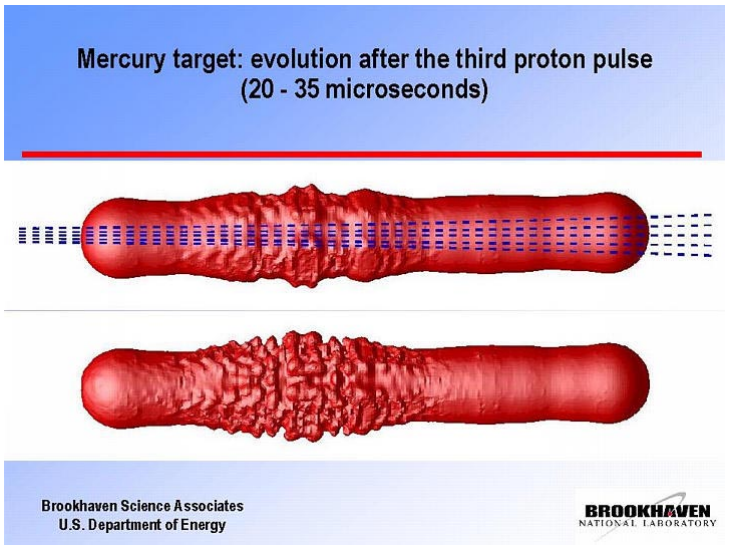

- Eddy currents may distort the jet as it traverses the magnet.

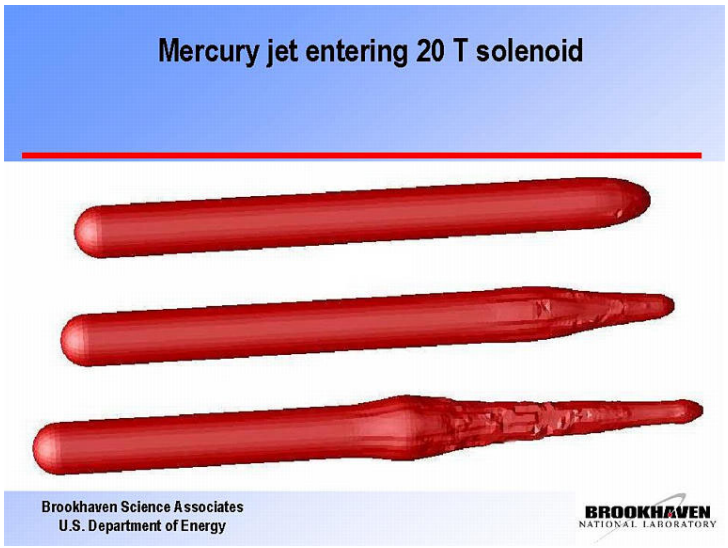

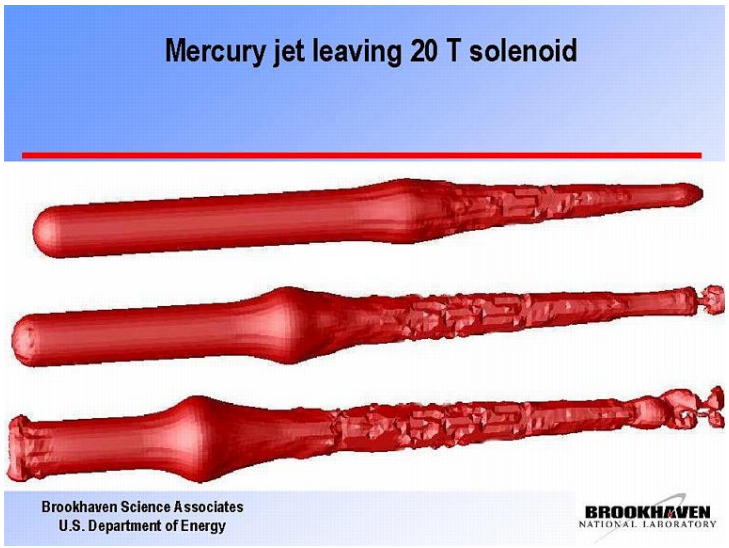

E951 Studies the Single Pulse Issues

Overall Goal: Test key components of the front-end of a neutrino factory in realistic single-pulse beam conditions.

Near Term (1-2 years): Explore viability of a liquid metal jet target in intense, short proton pulses and (separately) in strong magnetic fields.

Mid Term (3-4 years): Add 20-T magnet to beam tests; Test 70-MHz rf cavity (+ 1.25-T magnet) 3 m from target; Characterize pion yield.

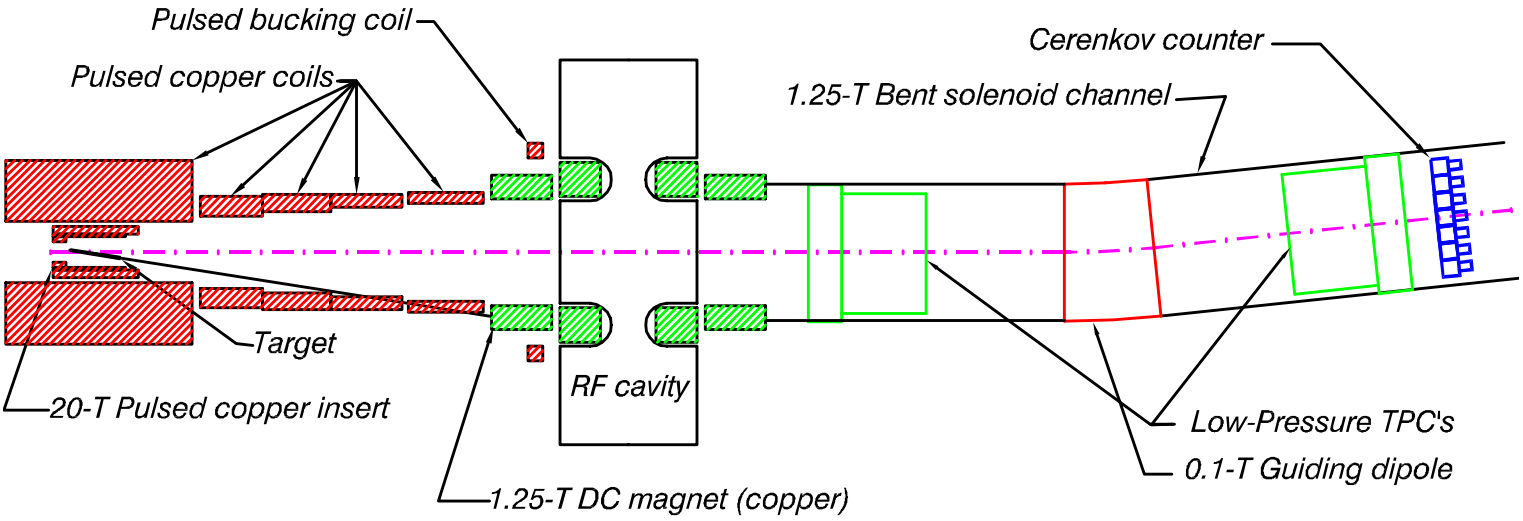

The E951 Collaboration

Audrey Bernadon,[d] David Brashears,[i] Kevin Brown,[b] Daniel Carminati,[d] Michael Cates,[i] John Corlett,[g] F Debray,[f] Adrian Fabich,[d] Richard C. Fernow,[b] Charles Finfrock,[b] Yasuo Fukui,[c] Tony A. Gabriel,[i] Juan C. Gallardo,[b] Michael A. Green,[g] George A. Greene,[b] John R. Haines,[i] Jerry Hastings,[b] Ahmed Hassanein,[a] Colin Johnson,[d] Stephen A. Kahn,[b] Bruce J. King,[b] Harold G. Kirk,[b,1] Jacques Lettry,[d] Vincent LoDestro,[b] Changguo Lu,[j] Kirk T. McDonald,[j,2] Nikolai V. Mokhov,[e] Alfred Moretti,[e] James H. Norem,[a] Robert B. Palmer,[b] Ralf Prigl,[b] Helge Ravn,[d] Bernard Riemer,[i] James Rose,[b] Thomas Roser,[b] Joseph Scaduto,[b] Danial Schaffarzick,[d] Peter Sievers,[d] Nicholas Simos,[b] Philip Spampinato,[i] Iuliu Stumer,[b] Peter Thieberger,[b] James Tsai,[i] Thomas Tsang,[b] Haipeng Wang,[b] Robert Weggel,[b] Albert F. Zeller,[h] Yongxiang Zhao[b]

[a] *Argonne National Laboratory, Argonne, IL 60439*
[b] *Brookhaven National Laboratory, Upton, NY 11973*
[c] *University of California, Los Angeles, CA 90095*
[d] *CERN, 1211 Geneva, Switzerland*
[e] *Fermi National Laboratory, Batavia, IL 60510*
[f] *Grenoble High Magnetic Field Laboratory, 38042 Grenoble, france*
[g] *Lawrence Berkeley National Laboratory, Berkeley, CA 94720*
[h] *Michigan State University, East Lansing, MI 48824*
[i] *Oak Ridge National Laboratory, Oak Ridge, TN 37831*
[j] *Princeton University, Princeton, NJ 08544*

[1] Project Manager. Email: kirk@electron.cap.bnl.gov
[2] Spokesperson. Email: mcdonald@puphep.princeton.edu

Solid Target Tests (5e12 $p$pp, 24 GeV, 100 ns)

Carbon, aluminum, Ti90Al6V4, Inconel 708, Havar, instrumented with fiberoptic strain sensors.

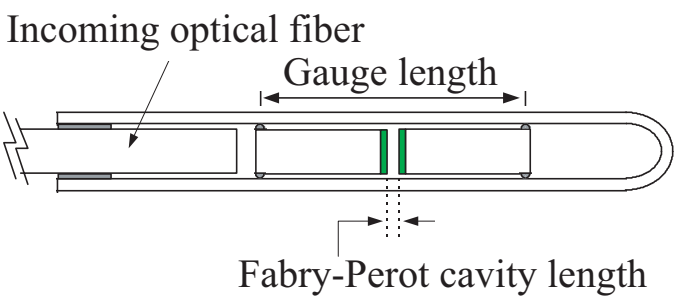



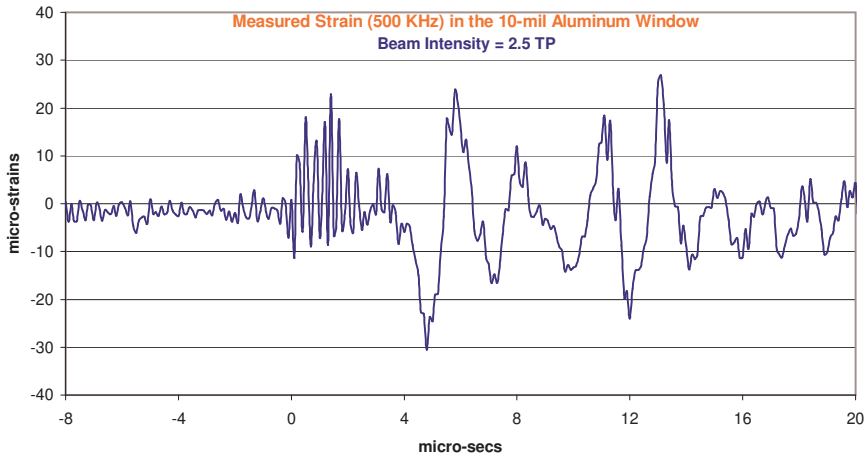

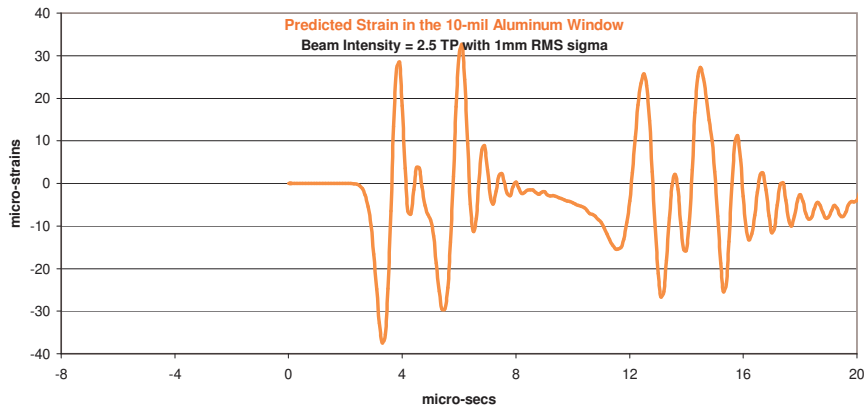

Passive Mercury Target Tests



Exposures of 25 μs at
$t = 0$, 0.5, 1.6, 3.4 msec,
$\Rightarrow v_{\text{splash}} \approx 20 - 40$ m/s:

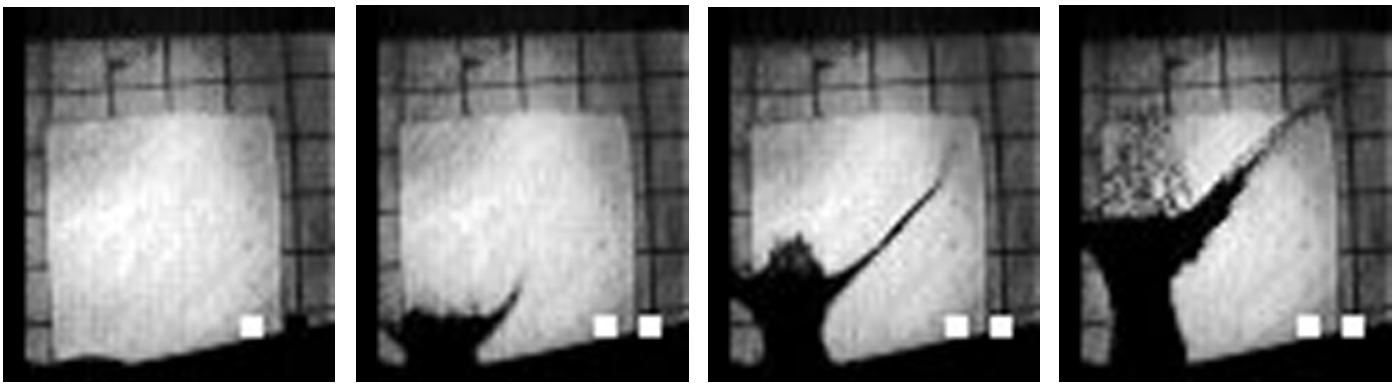

Exposures of 150 ns at $t = 0$, 0,2, 0,4, 0,6 and 0.8 msec,

4e12 protons, $\Rightarrow v_{\text{splash}} \approx 75$ m/s (then slowed by air drag):



Studies of Proton Beam + Mercury Jet

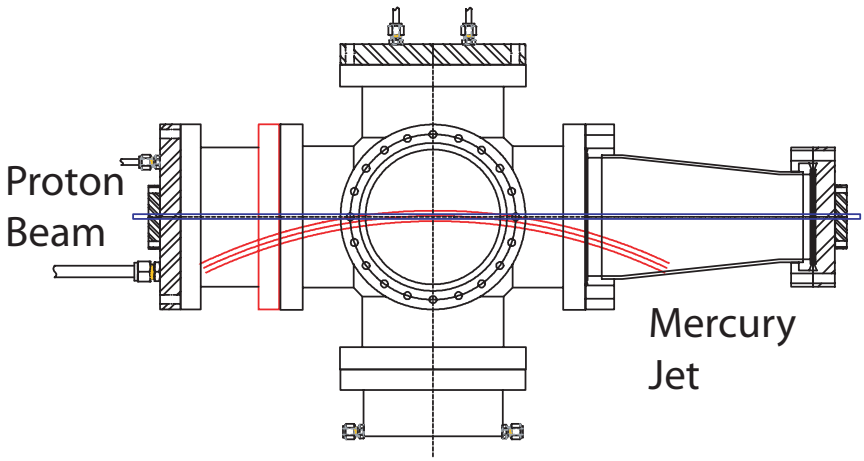

1-cm-diameter Hg jet in 2e12 protons at $t = 0$, 0.75, 2, 7, 18 ms.

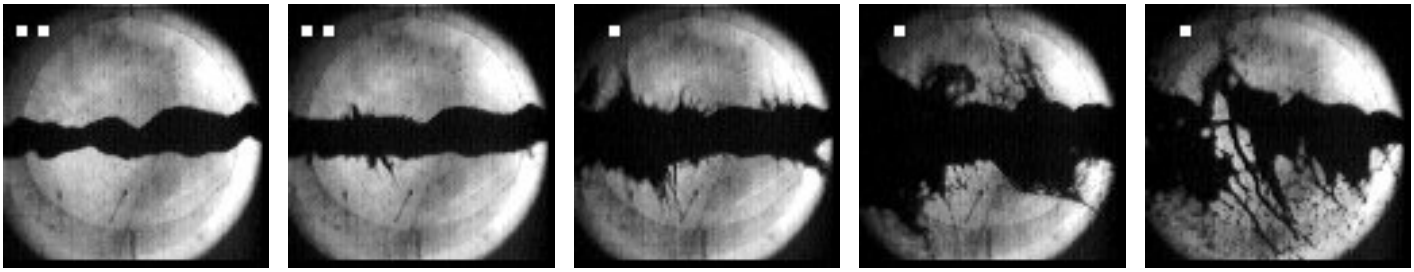

Model: $$v_{\text{dispersal}} = \frac{\Delta r}{\Delta t} = \frac{r\alpha\Delta T}{r/v_{\text{sound}}} = \frac{\alpha U}{C} v_{\text{sound}} \approx 50 \text{ m/s}$$

for $U \approx 100$ J/g.

Data: $v_{\text{dispersal}} \approx 10$ m/s for $U \approx 25$ J/g.

$v_{\text{dispersal}}$ appears to scale with proton intensity.

The dispersal is not destructive.

Tests of a Mercury Jet in a 13 T Magnetic Field

(CERN/Grenoble High Magnetic Field Laboratory)

Eddy currents may distort the jet as it traverses the magnet.

Analytic model suggests little effect if jet nozzle inside field.

4 mm diam. jet, $v = 4.6$ m/s, $B = 0$ T; $v = 4.0$ m/s, $B = 13$ T:

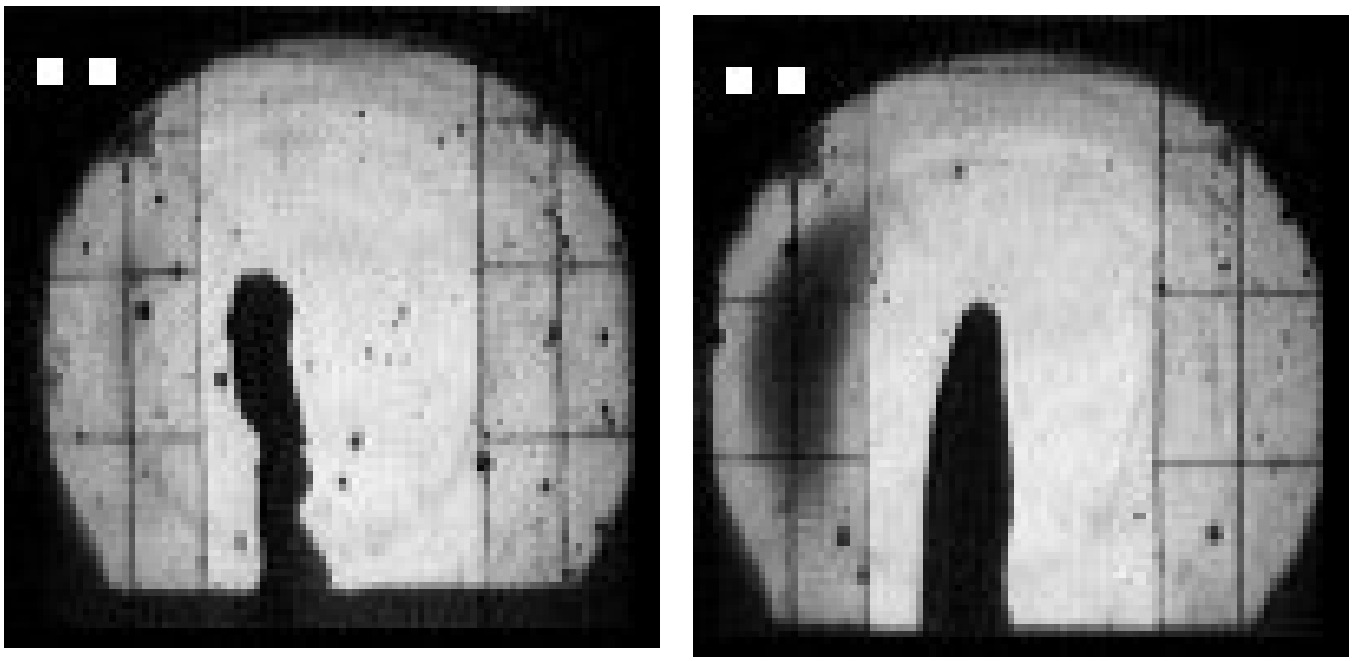

$\Rightarrow$ Damping of surface tension waves (Rayleigh instability).

20-T Capture Magnet System

Inner, hollow-conductor copper coils generate 6 T @ 12 MW:

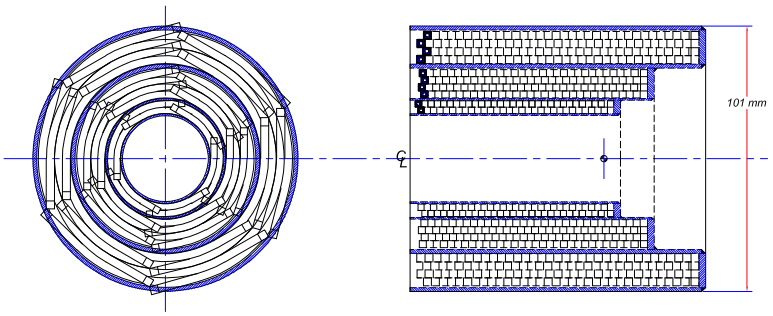

Bitter-coil option less costly, but marginally feasible.

Outer, superconducting coils generate 14 T @ 600 MJ:

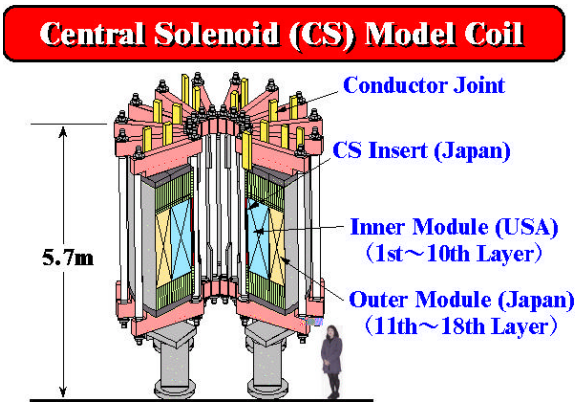



Cable-in-conduit construction similar to ITER central solenoid.

Both coils shielded by tungsten-carbide/water.

Double Beryllium Foil Beam Windows

Upstream window stressed by beam heating; must be replaceable.

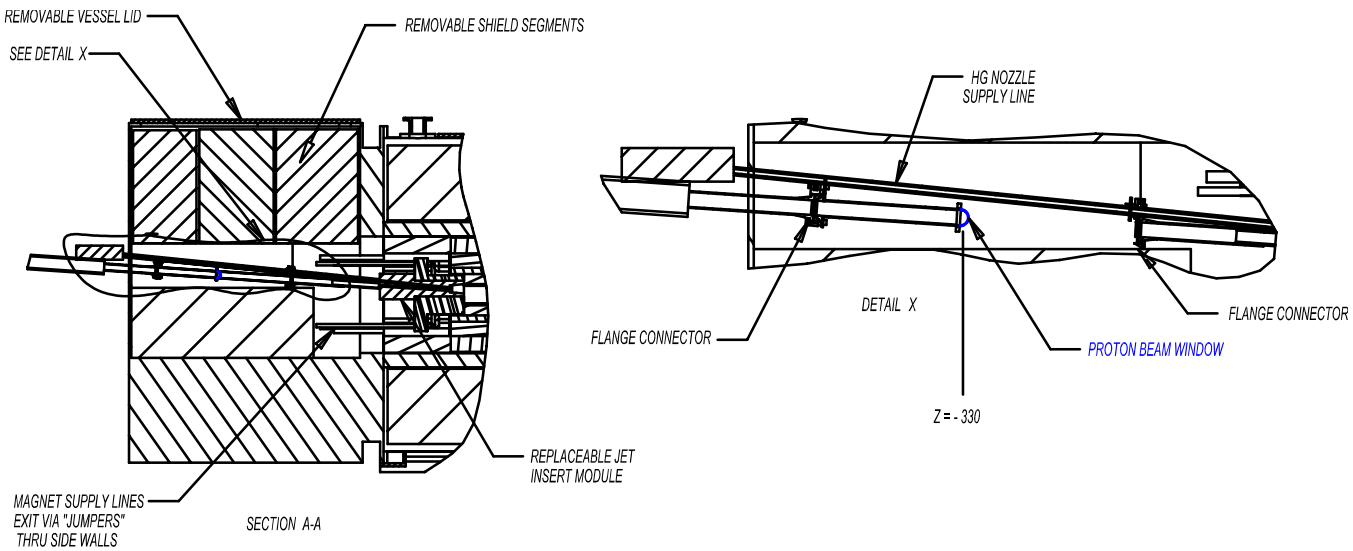

60-cm-diam. downstream window stressed by pressure; must be removable. Double-curved profile favored.

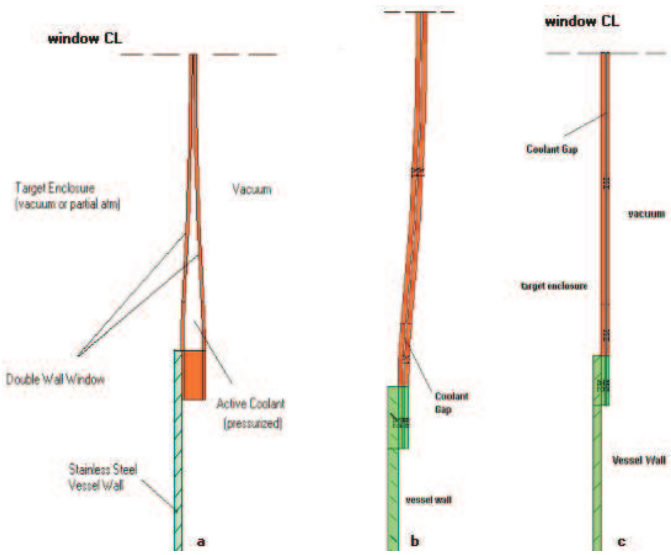

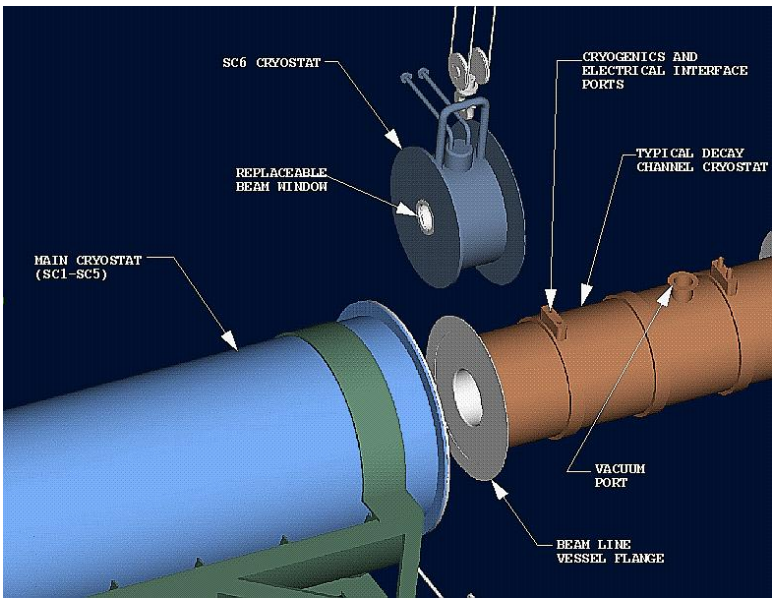

Mercury Pool Proton Beam Absorber

The unscattered proton beam is absorbed in a "windowless" pool of mercury.

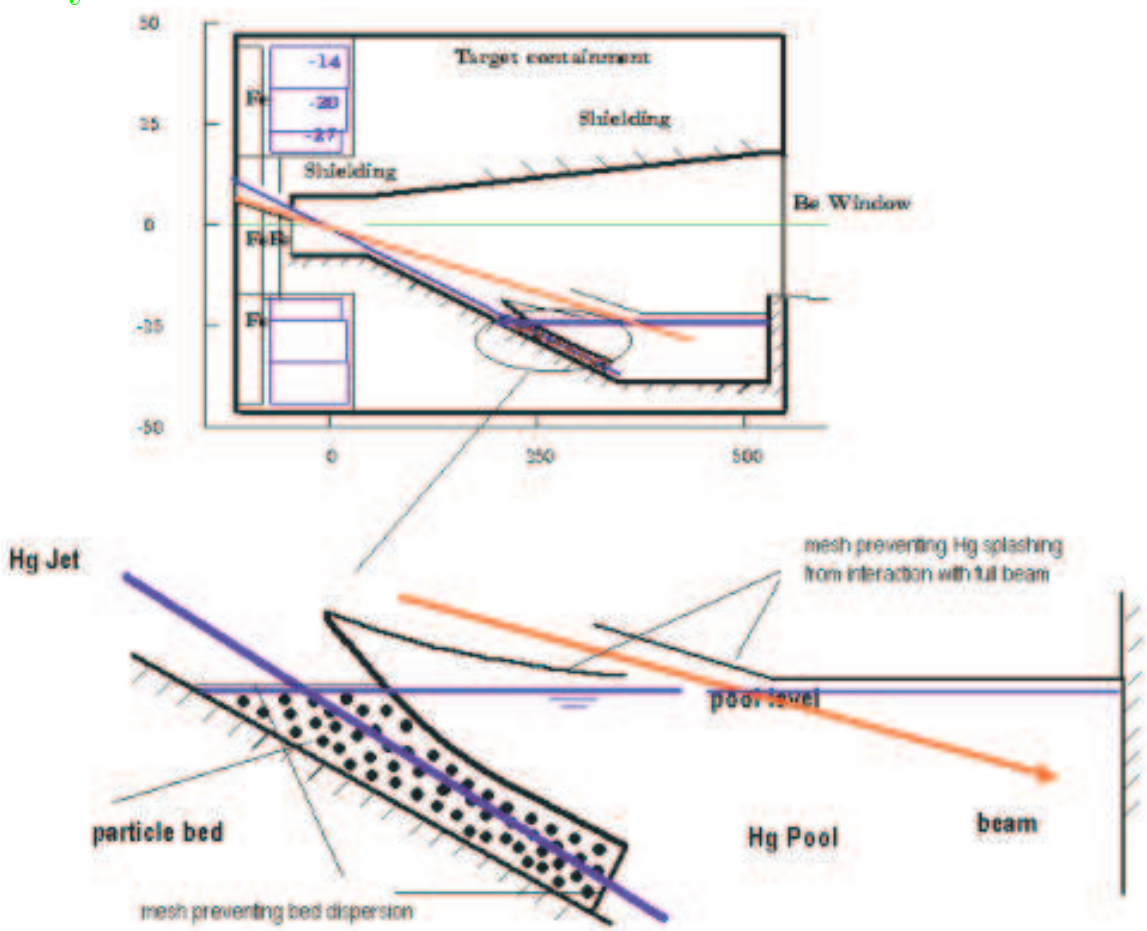

Baffles mitigate splashing of mercury due to entry of both the proton beam and the mercury jet.

The proton absorber is replacable.

Mercury Flow Loop

110 l of mercury flow in a closed loop at 2 cyles/min.

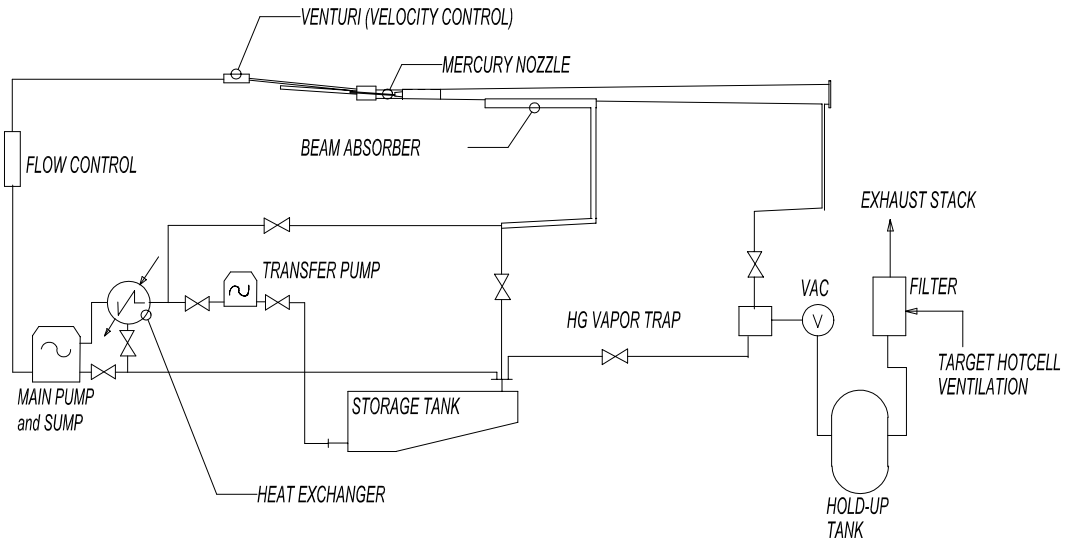

Activation products can be distilled off in a hot cell.

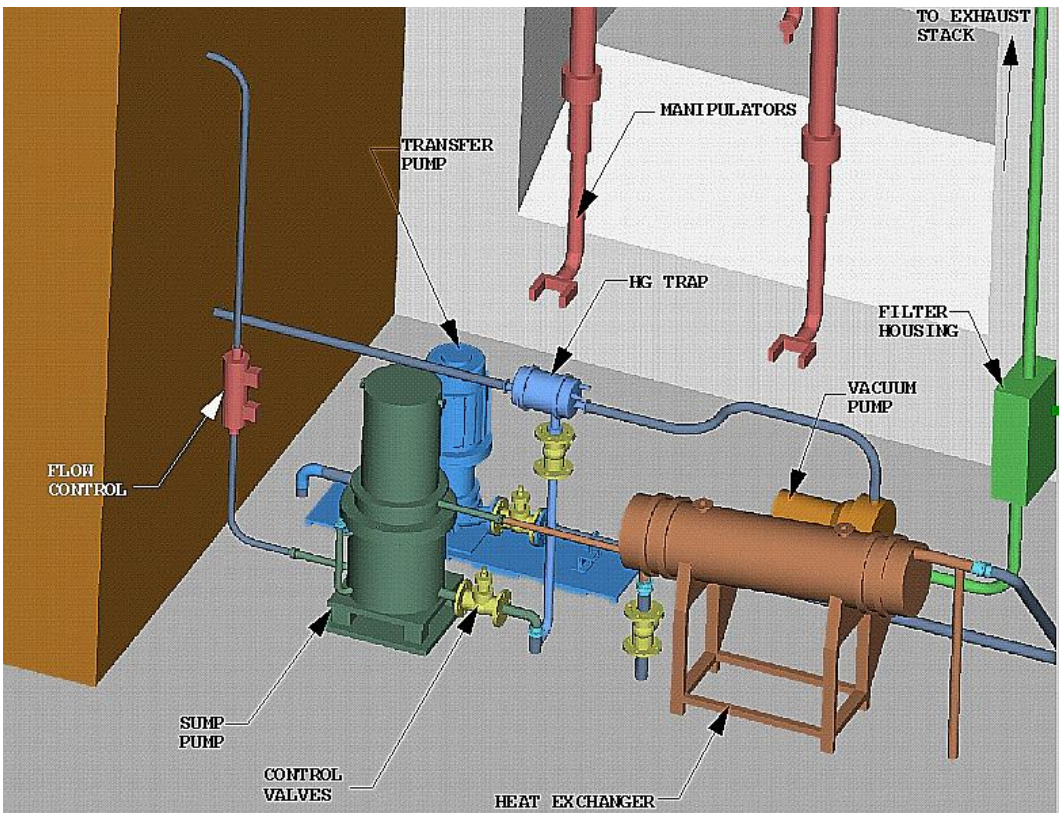

Target System Support Facility

Extensive shielding; remote handling capability.

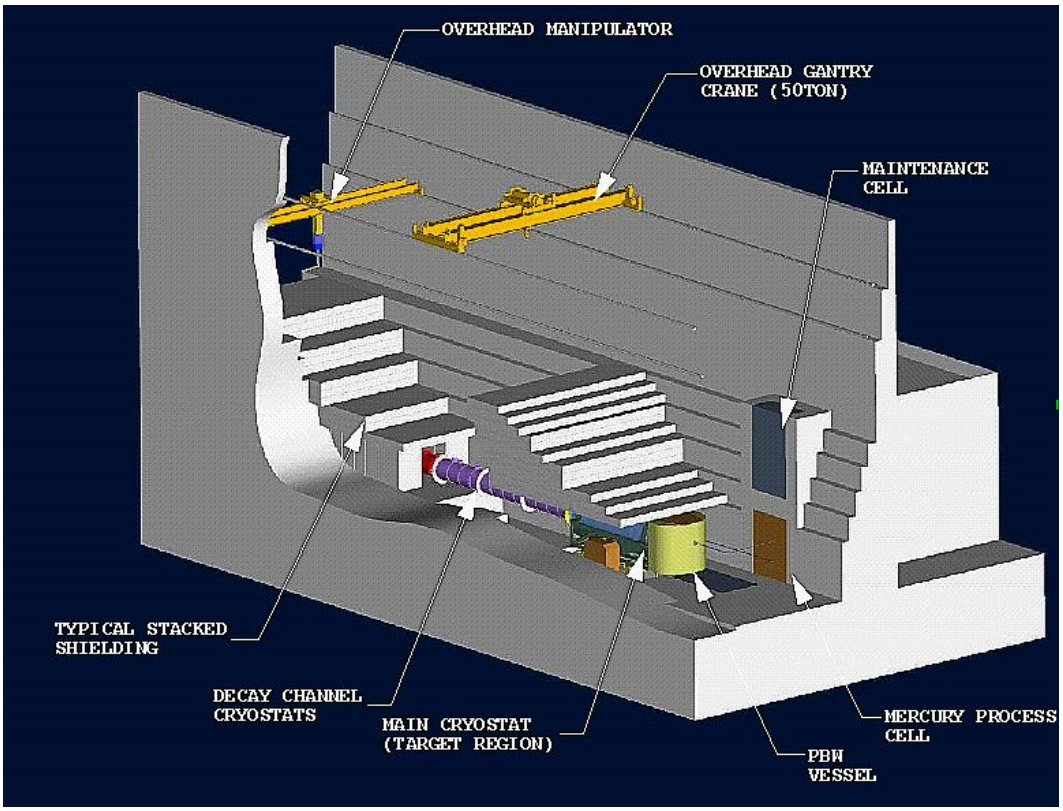

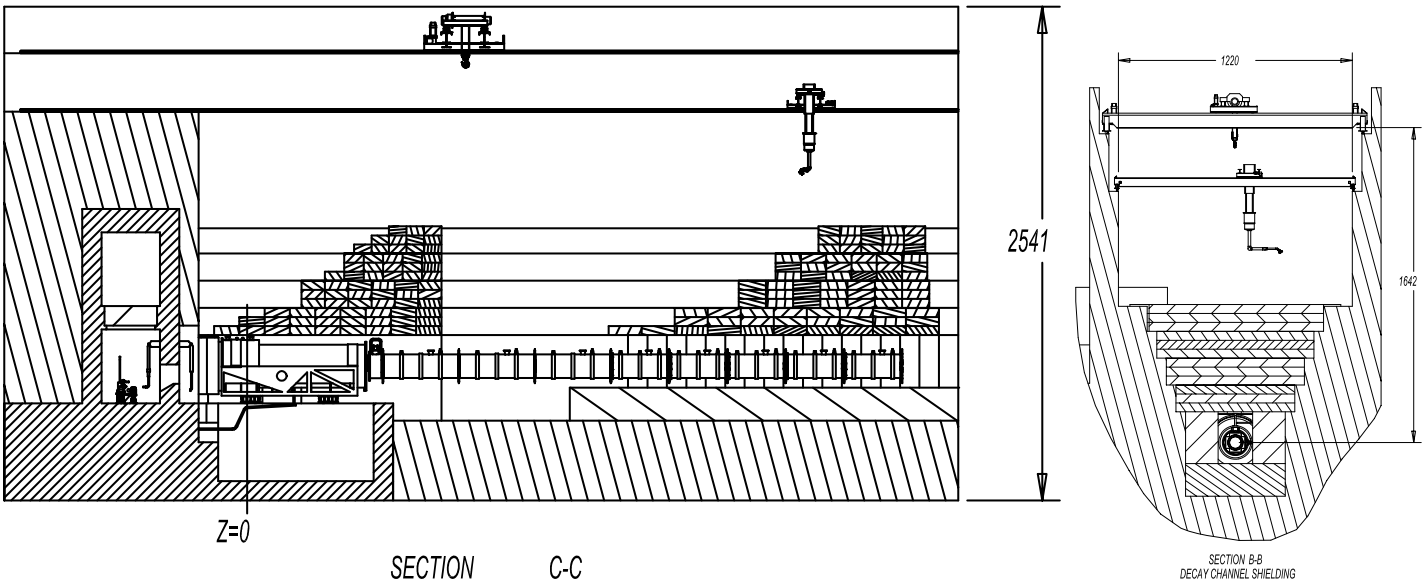

Summary

- A target sytem based on a mercury jet in a 20-T capture solenoid is feasible at 1-4 MW beam power.
- Solid target alternatives include graphite rods or a rotating nickel band.
- An early upgrade to 4-MW may be the quickest path to higher neutrino fluxes.
- Continued R&D is needed. The next step is a combined test of a mercury jet in a proton beam and in a 20-T pulsed magnet (BNL E951 phase 2).