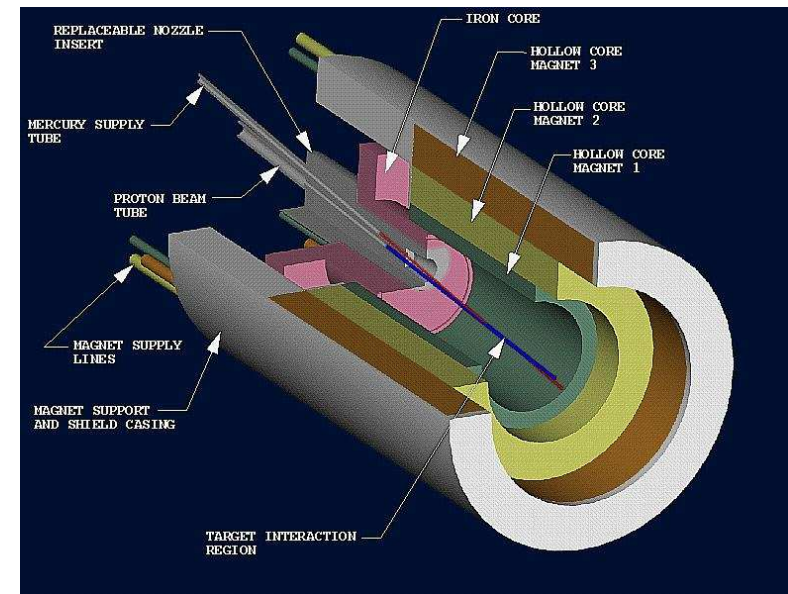
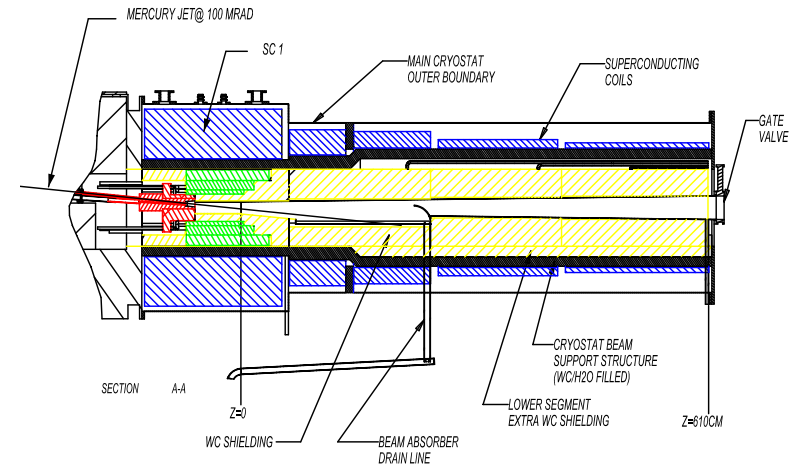
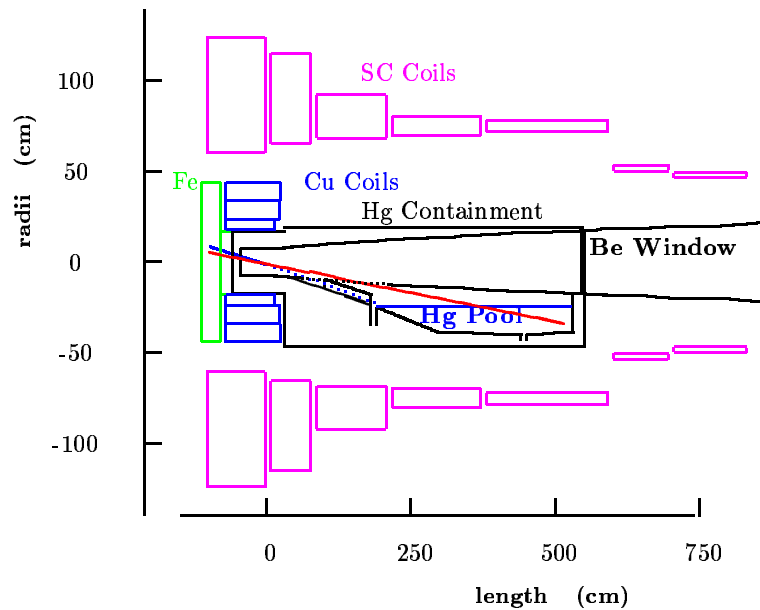


Targets for Neutrino Factories and Muon Colliders

Sketches of a 4-MW Target Station



K.T. McDonald

Princeton U.

CERN, September 19, 2003

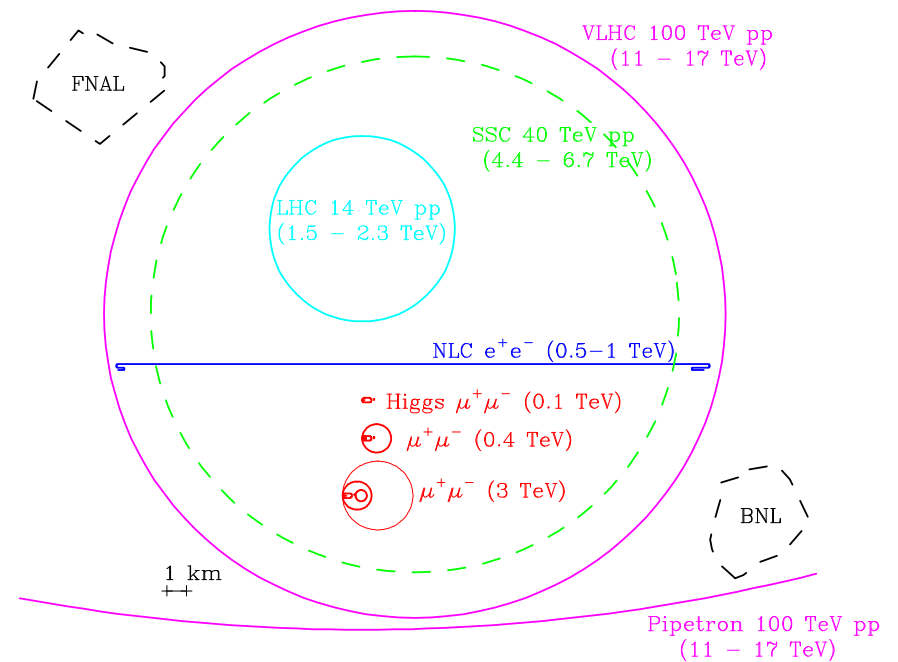
<http://puhep1.princeton.edu/mumu/target/>

What is a Muon Collider?

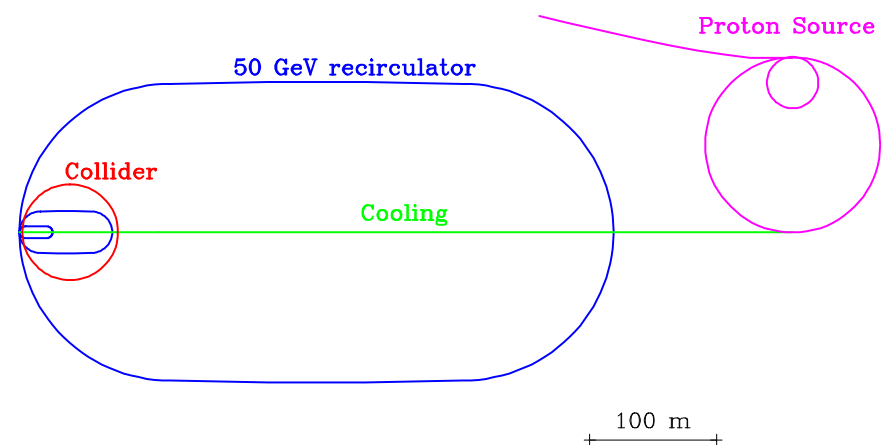
An accelerator complex in which

- The initial state is even more precise than e^+e^- (because muons radiate less than electrons).
- Muons (both μ^+ and μ^-) are collected from pion decay following a pN interaction.
- Muon phase volume is reduced by 10^6 by ionization cooling.
- The cooled muons are accelerated and then stored in a ring.
- $\mu^+\mu^-$ collisions are observed over the useful muon life of ≈ 1000 turns at any energy.
- Intense neutrino beams and spallation neutron beams are available as byproducts.

TeV Colliders:

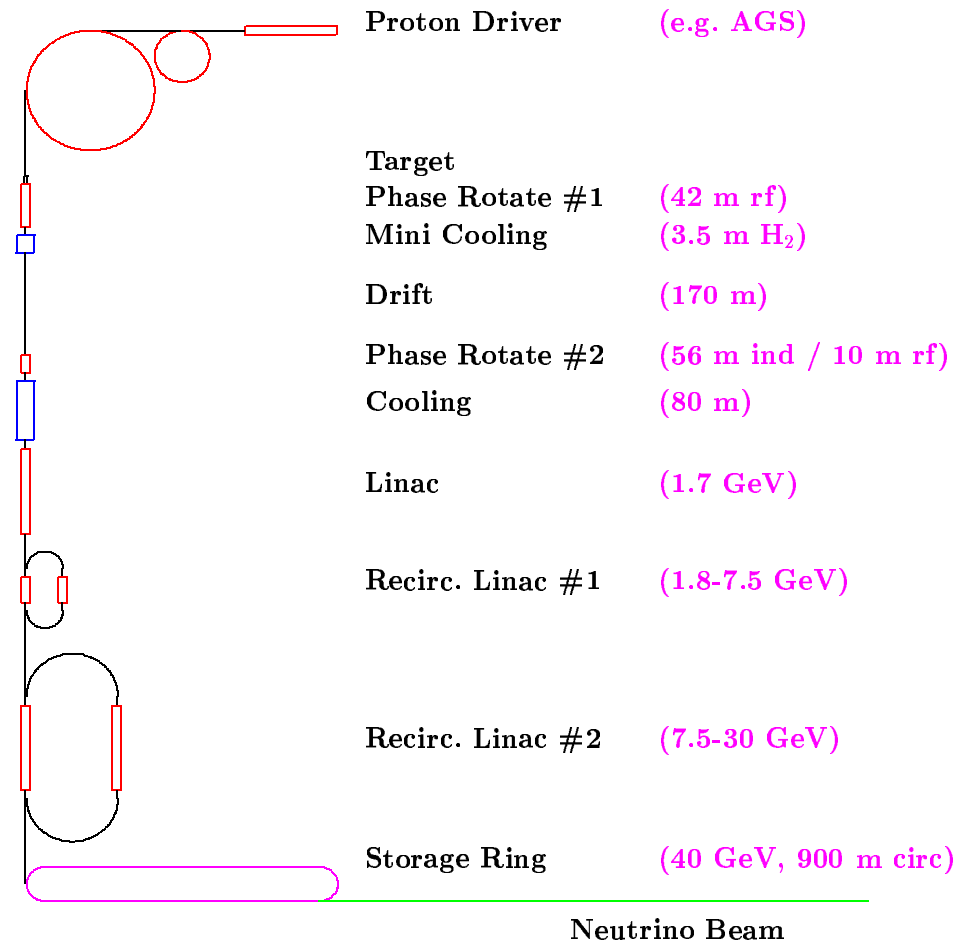


A light-Higgs factory:



A Neutrino Factory Based on a Muon Storage Ring

- Many elements in common with the front end of a muon collider.
- Maximize $\pi/\mu/\nu$ yield by collecting low-energy (≈ 400 MeV) charged secondaries.
- Let pions decay to muons, then accelerate the muons and store them in a ring to obtain decay neutrinos of desired energy.
- Accelerator components more effective if only a few Hz of intense beam pulses.
- Study neutrino mixing, including CP violation via CP -conjugate initial states:



Targetry for Muon Colliders and Neutrino Factories

- **Targetry** = the task of producing and capturing π 's and μ 's from proton interactions with a nuclear target.
- At a **lepton collider** the key parameter is **luminosity**:

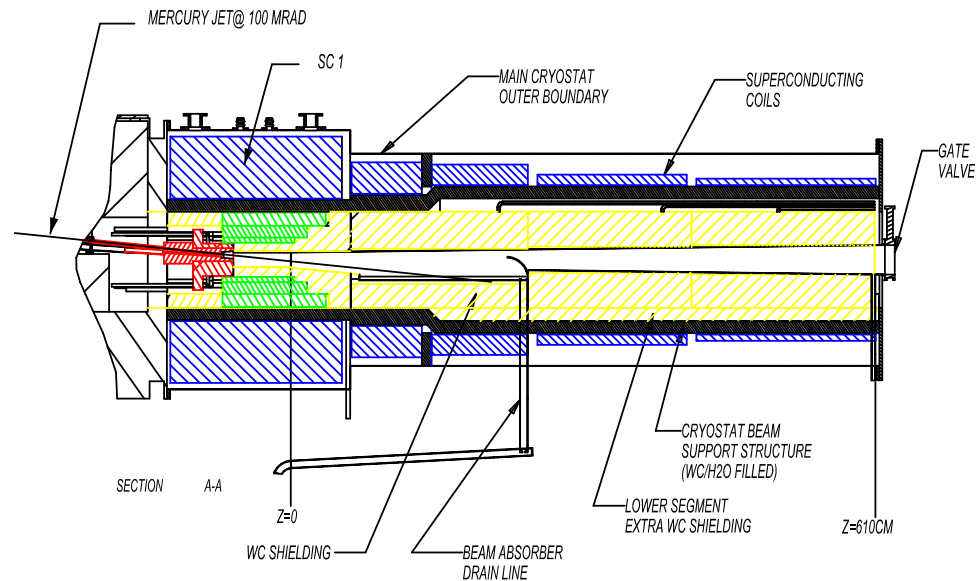
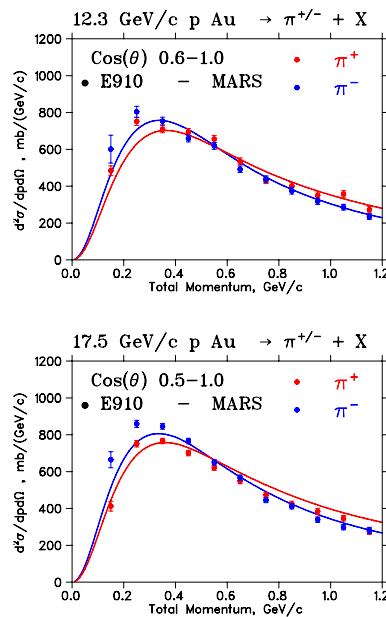
$$\mathcal{L} = \frac{N_1 N_2 f}{A} \text{ s}^{-1} \text{ cm}^{-2},$$

⇒ Gain as square of source strength (targetry),
but small beam area (cooling) is also critical.

- At a **neutrino factory** the key parameter is **neutrino flux**, ⇒ Source strength (targetry) is of pre-eminent concern.
[Beam cooling important mainly to be sure the beam fits in the pipe.]
- The exciting results from atmospheric and reactor neutrino programs (Super-K, SNO, KamLAND) reinforce the opportunity for neutrino physics with intense accelerator neutrino beams, where **targetry is a major challenge**.

Targetry Challenges for Intense Muon and Neutrino Beams

- Use of a multimegawatt proton beam for maximal production of soft pions \rightarrow muons.
- Capture pions in a 15-20-T solenoid, followed by a 1.25-T decay channel (with beam and target tilted by 100 mrad w.r.t. magnetic axis).



- A carbon target is feasible for 1.5-MW proton beam power.
- For $E_p \gtrsim 16$ GeV, factor of 2 advantage with high- Z target.
- Static high- Z target would melt, \Rightarrow **Moving target.**
- A free mercury jet target is feasible for beam power of 4 MW (and more).

Thermal Shock is a Major Issue in High-Power Pulsed Beams

When beam pulse length t is less than target radius r divided by speed of sound v_{sound} , beam-induced pressure waves (thermal shock) are a major issue.

Simple model: if U = beam energy deposition in, say, Joules/g, then the instantaneous temperature rise ΔT is given by

$$\Delta T = \frac{U}{C},$$

where C = heat capacity in Joules/g/K.

The temperature rise leads to a strain $\Delta r/r$ given by

$$\frac{\Delta r}{r} = \alpha \Delta T = \frac{\alpha U}{C},$$

where α = thermal expansion coefficient.

The strain leads to a stress P (= force/area) given by

$$P = E \frac{\Delta r}{r} = \frac{E \alpha U}{C},$$

where E is the modulus of elasticity.

In many metals, the tensile strength obeys $P \approx 0.002E$,
 $\alpha \approx 10^{-5}$, and $C \approx 0.3$ J/g/K, in which case

$$U_{\max} \approx \frac{PC}{E\alpha} \approx \frac{0.002 \cdot 0.3}{10^{-5}} \approx 60 \text{ J / g.}$$

How Much Beam Power Can a Solid Target Stand?

How many protons are required to deposit 60 J/g in a material? What is the maximum beam power this material can withstand without cracking, for a 10-GeV beam at 10 Hz with area 0.1 cm².

Ans. If we ignore “showers” in the material, we still have dE/dx ionization loss, of about 1.5 MeV/g/cm².

Now, 1 MeV = 1.6×10^{-13} J, so 60 J/g requires a proton beam intensity of $60/(1.6 \times 10^{-13}) = 10^{15}/\text{cm}^2$.

Then, $P_{\max} \approx 10 \text{ Hz} \cdot 10^{10} \text{ eV} \cdot 1.6 \times 10^{-19} \text{ J/eV} \cdot 10^{15}/\text{cm}^2 \cdot 0.1 \text{ cm}^2$
 $\approx 1.6 \times 10^6 \text{ J/s} = 1.6 \text{ MW.}$

Solid targets are viable up to about 1.5 MW beam power!

The BNL E951 Collaboration

Audrey Bernadon,^e David Brashears,^k Kevin Brown,^c Daniel Carminati,^e Michael Cates,^k John Corlett,^h Francois Debray,^g Adrian Fabich,^e Richard C. Fernow,^c Charles Finfrock,^c Yasuo Fukui,^d Pei Feng,^c Tony A. Gabriel,^k Juan C. Gallardo,^c Michael A. Green,^h George A. Greene,^c John R. Haines,^k Jerry Hastings,^c Ahmed Hassanein,^b Michael Iarocci,^c Colin Johnson,^e Stephen A. Kahn,^c Bruce J. King,^c Harold G. Kirk,^c Jacques Lettry,^e Vincent LoDestro,^c Changguo Lu,^l Ioannis Marneris,^c **Kirk T. McDonald,**^l Nikolai V. Mokhov,^f Alfred Moretti,^f George T. Mulholland,^a James H. Norem,^b Robert B. Palmer,^c Ralf Prigl,^c Yarema Prykarpatsky,^c Helge Ravn,^e Bernard Riemer,^k James Rose,^c Thomas Roser,^c Roman Samulyak,^c Joseph Scaduto,^c Peter Sievers,^e Nicholas Simos,^c Philip Spampinato,^k Iuliu Stumer,^c Peter Thieberger,^c Peter H. Titus,ⁱ James Tsai,^k Thomas Tsang,^c Haipeng Wang,^c Robert Weggel,^c Albert F. Zeller,^j Yongxiang Zhao^c

^a*Applied Cryogenics Technology, Ovilla, TX 75154*

^b*Argonne National Laboratory, Argonne, IL 60439*

^c*Brookhaven National Laboratory, Upton, NY 11973*

^d*University of California, Los Angeles, CA 90095*

^e*CERN, 1211 Geneva, Switzerland*

^f*Fermi National Laboratory, Batavia, IL 60510*

^g*Grenoble High Magnetic Field Laboratory, 38042 Grenoble, France*

^h*Lawrence Berkeley National Laboratory, Berkeley, CA 94720*

ⁱ*Massachusetts Institute of Technology, Cambridge, MA 02139*

^j*Michigan State University, East Lansing, MI 48824*

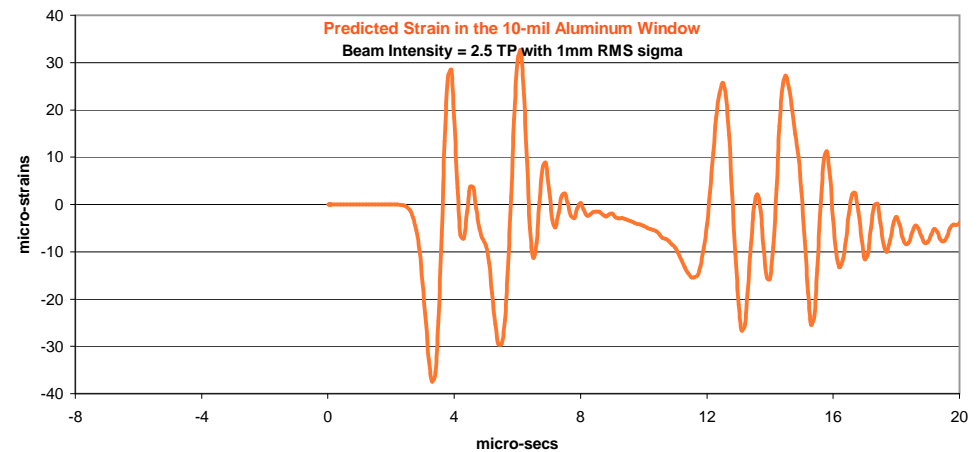
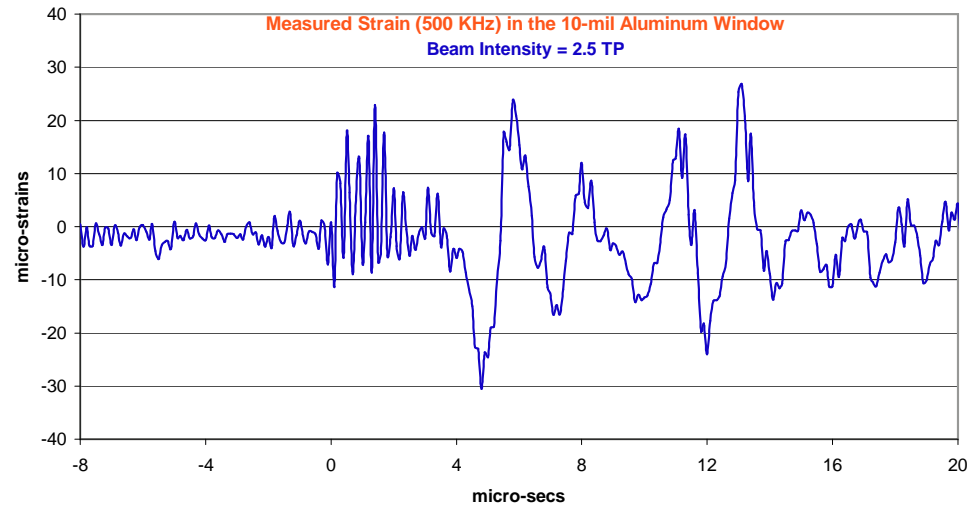
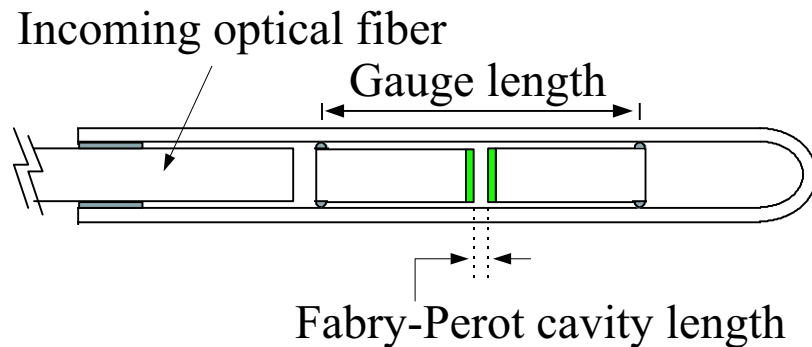

^k*Oak Ridge National Laboratory, Oak Ridge, TN 37831*

^l*Princeton University, Princeton, NJ 08544*

Window Tests (BNL E-951, $5e12$ ppp, 24 GeV, 100 ns)

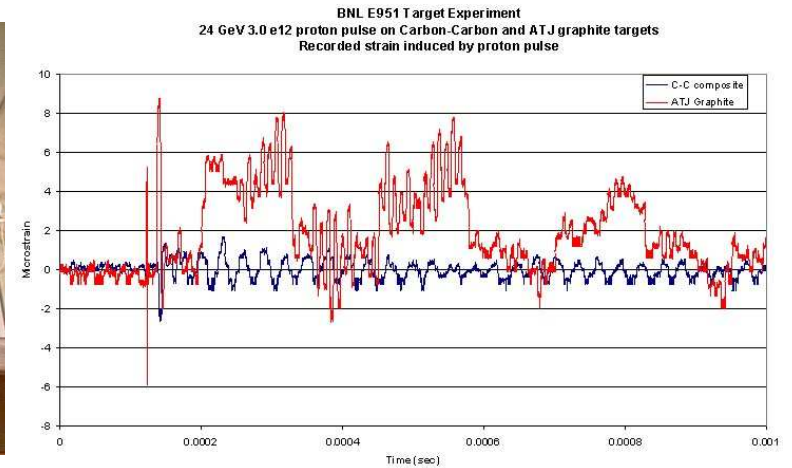
Aluminum, Ti90Al6V4, Inconel 708, Havar, instrumented with fiberoptic strain sensors.

[Thanks to our ORNL colleagues.]



A Carbon Target is Feasible at 1-MW Beam Power

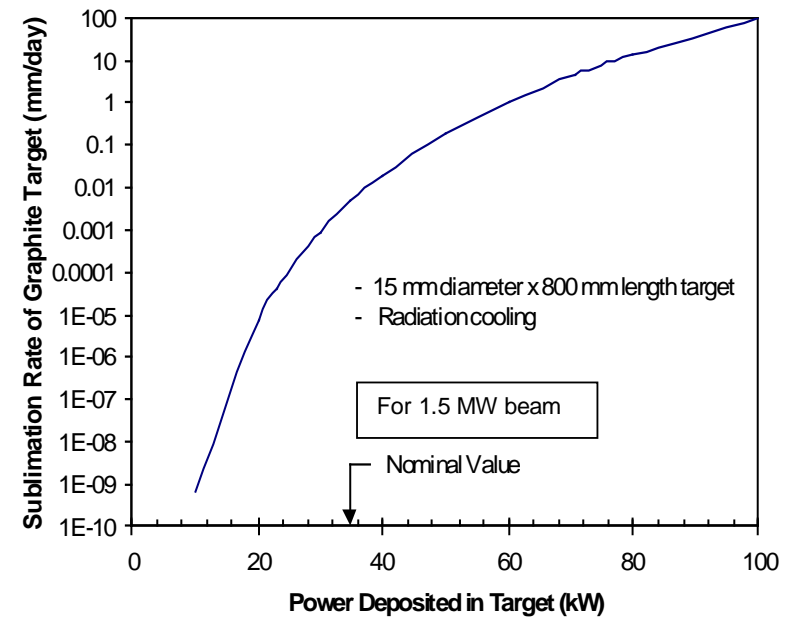
A **carbon-carbon composite** with near-zero thermal expansion is largely immune to beam-induced pressure waves.



A carbon target in vacuum sublimates away in 1 day at 4 MW.

Sublimation of carbon may be negligible in a helium atmosphere.

Tests underway at ORNL to confirm this.



Radiation damage is limiting factor: ≈ 12 weeks at 1 MW.

Will radiation damage ruin the low thermal expansion coefficient?

Effects of Radiation on SuperInvar

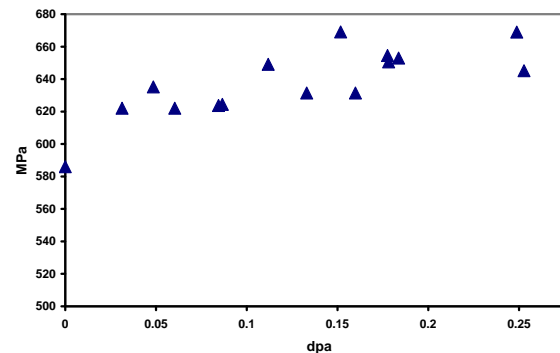
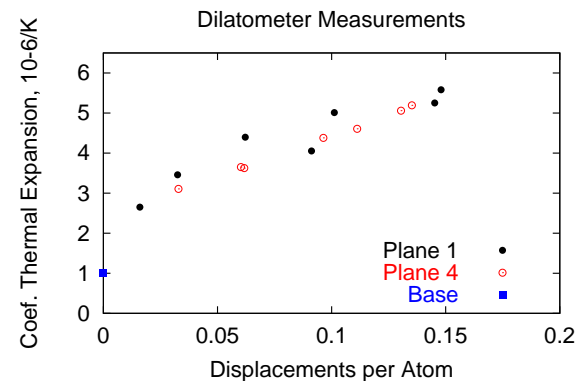
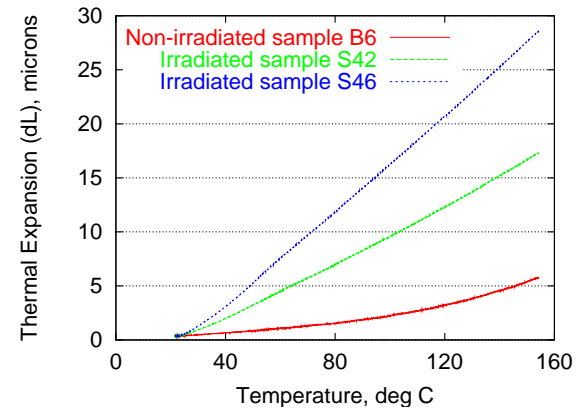
SuperInvar has a very low coefficient of thermal expansion (CTA),
⇒ Resistant to “thermal shock” of a proton beam.

However, irradiation at the BNL BLIP facility show that the CTA increases rapidly with radiation dose.

CTA *vs.* dose ⇒

SuperInvar is made stronger by moderate radiation doses (like many materials).

Yield strength *vs.* dose ⇒



High-Performance Titanium Alloy Developed by Toyota

T. Saito *et al.*, Science **300**, 464 (2003)

“We describe a group of alloys that exhibit super properties, such as ultralow elastic modulus, ultrahigh strength, super elasticity, and super plasticity, at room temperature and that show Elinvar and Invar behavior. These super properties are attributable to a dislocation-free plastic deformation mechanism. In cold-worked alloys, this mechanism forms elastic strain fields of hierarchical structure that range in size from the nanometer scale to several tens of micrometers. The resultant elastic strain energy leads to a number of enhanced material properties.”

Cold working of this Ti alloy [Ti-23Nb-0.7Ta-2Zr-1.2O] is favorable 3 ways: higher tensile strength, lower Young's modulus, and lower thermal expansion coefficient.

Are these advantages robust against radiation damage? Will test at BLIP in FY04.

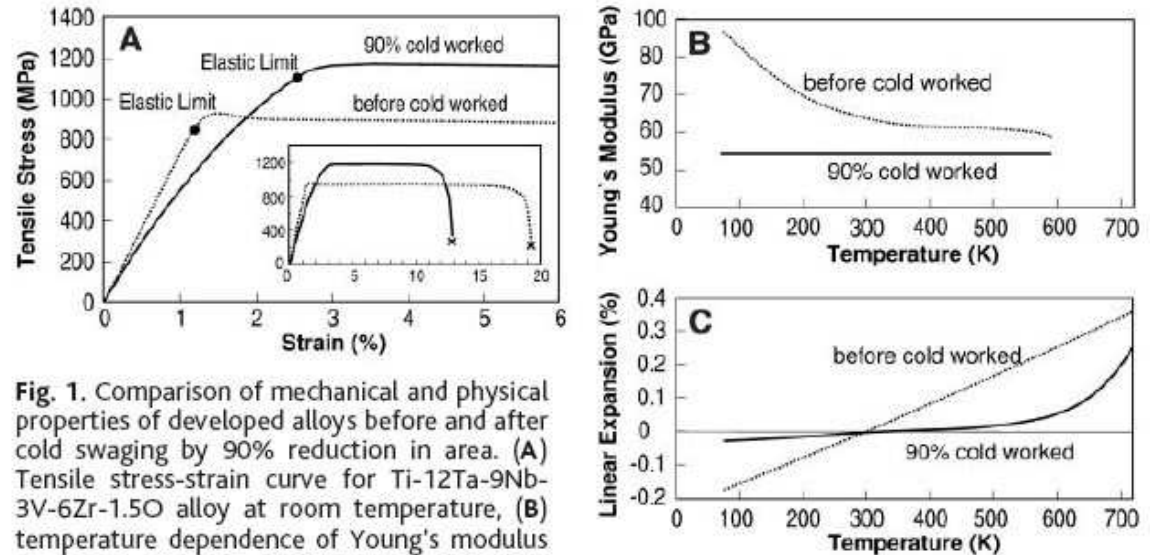
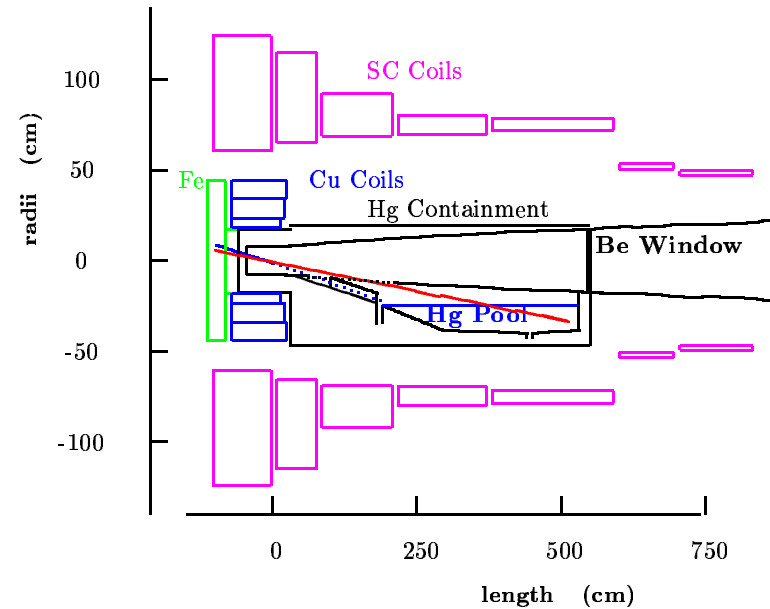


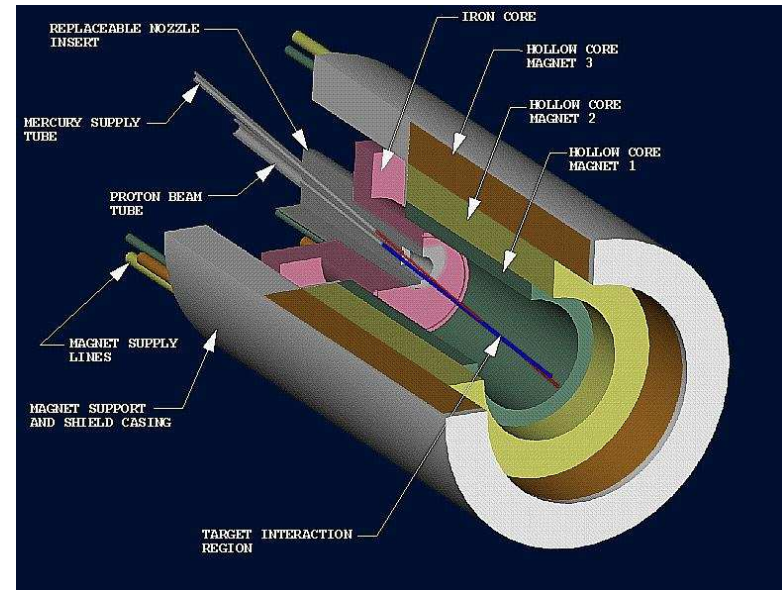
Fig. 1. Comparison of mechanical and physical properties of developed alloys before and after cold swaging by 90% reduction in area. (A) Tensile stress-strain curve for Ti-12Ta-9Nb-3V-6Zr-1.5O alloy at room temperature, (B) temperature dependence of Young's modulus near zero stress in Ti-23Nb-0.7Ta-2Zr-1.2O alloy, and (C) temperature dependence of linear expansion in Ti-23Nb-0.7Ta-2Zr-1.2O alloy.

A Liquid Metal Jet May Be the Best Target for Beam Power above 1.5 MW

Mercury jet target inside a magnetic bottle:
20-T around target, dropping to 1.25 T in
the pion decay channel.

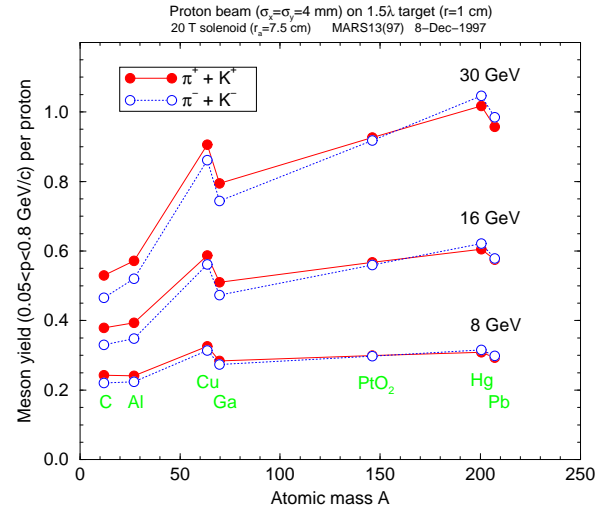


Mercury jet tilted by 100 mrad, proton
beam by 67 mrad, to increase yield of soft
pions.

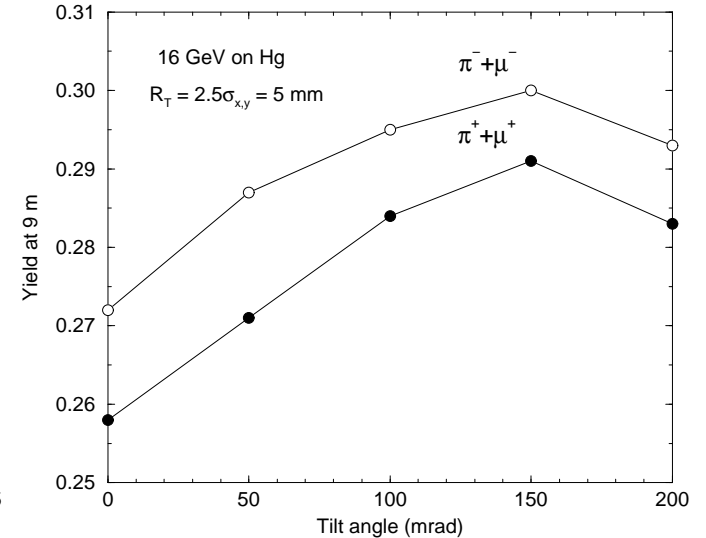
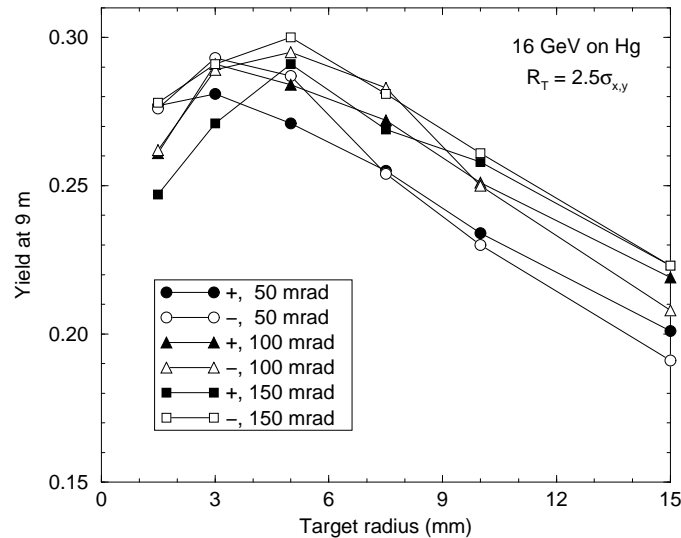


Pion/Muon Yield

For $E_p \gtrsim 10$ GeV,
more yield
with high- Z target.
[MARS calculations:]



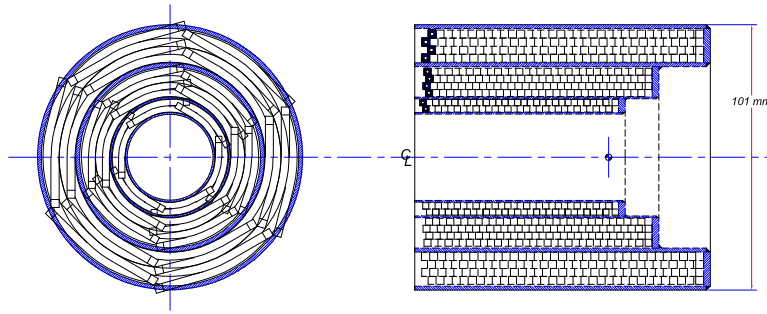
Mercury target radius
should be ≈ 5 mm,
with target axis tilted
by ≈ 100 mrad to the
magnetic axis.



Can capture ≈ 0.3 pion per proton with $50 < P_\pi < 400$ MeV/c.


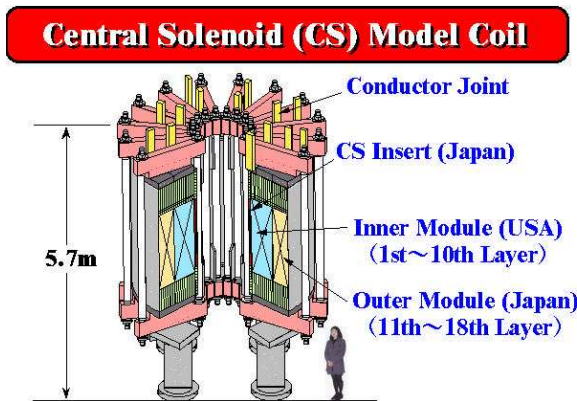
20-T Capture Magnet System

Inner, hollow-conductor copper coils generate 6 T @ 12 MW:



Bitter-coil option less costly, but marginally feasible.

Outer, superconducting coils generate 14 T @ 600 MJ:



Cable-in-conduit construction similar to ITER central solenoid.

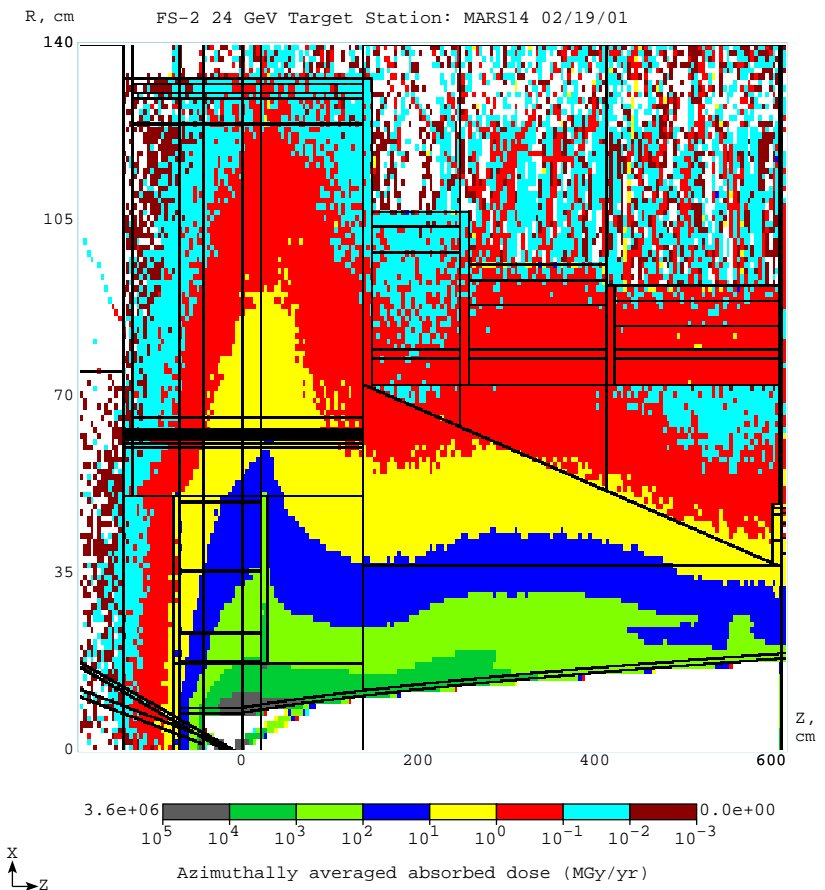
Both coils shielded by tungsten-carbide/water.

Lifetime of Components in the High Radiation Environment

Component	Radius (cm)	Dose/yr (Grays/ 2×10^7 s)	Max allowed Dose (Grays)	1 MW Life (years)	4 MW life (years)
Inner shielding	7.5	5×10^{10}	10^{12}	20	5
Hg containment	18	10^9	10^{11}	100	25
Hollow conductor coil	18	10^9	10^{11}	100	25
Superconducting coil	65	5×10^6	10^8	20	5

Some components must be replaceable.

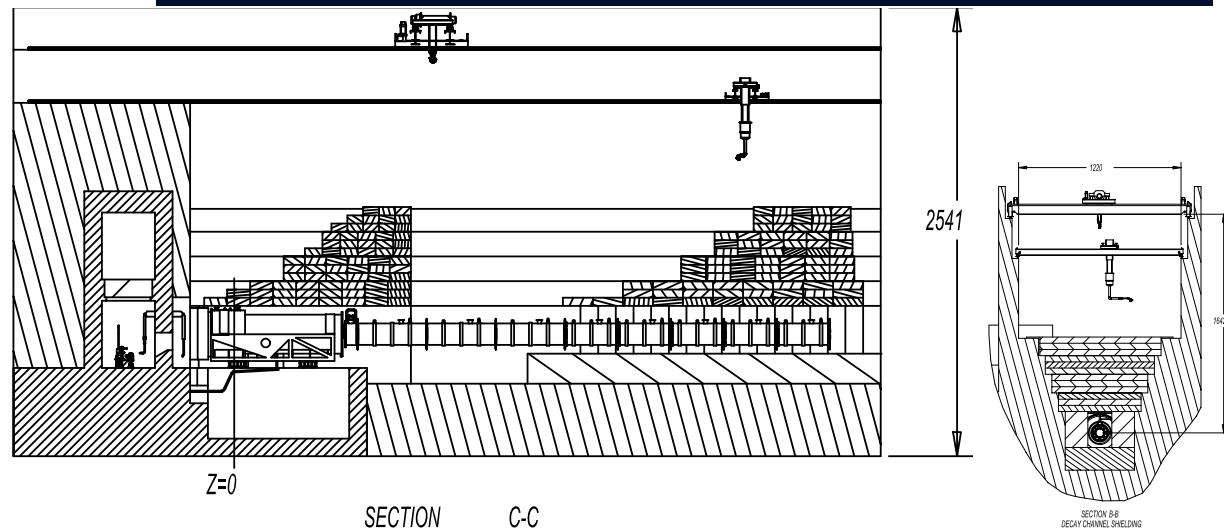
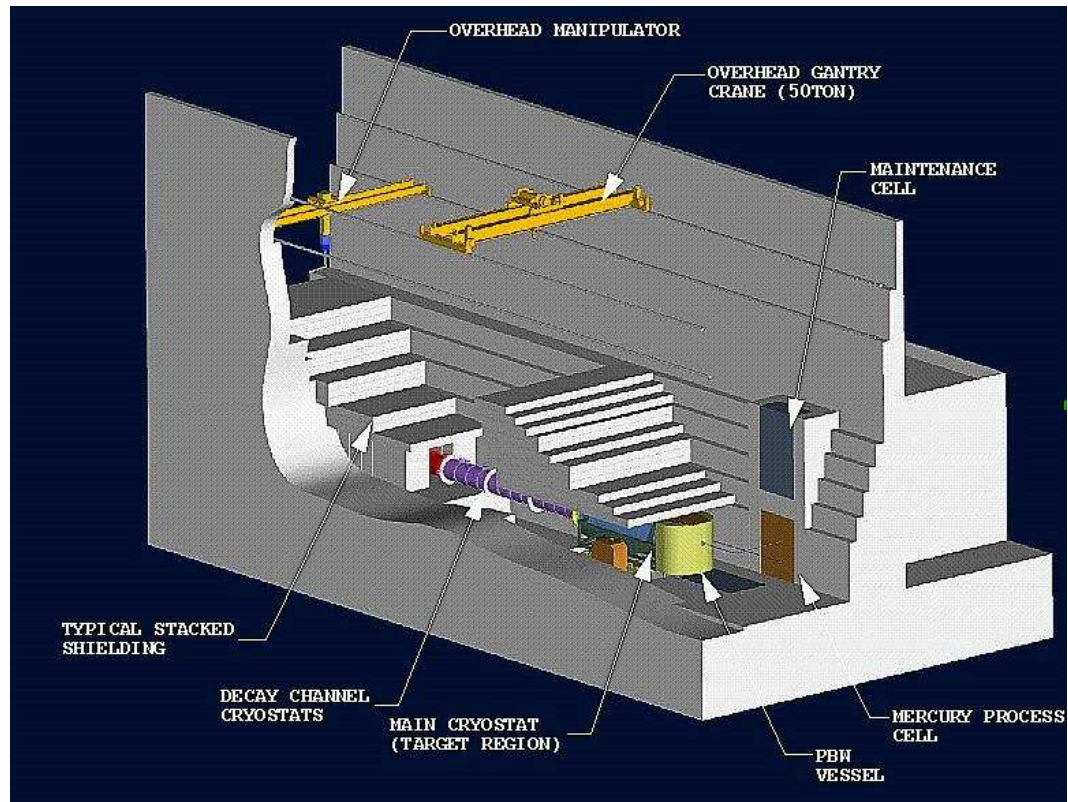
[MARS calculations:]



Target System Support Facility

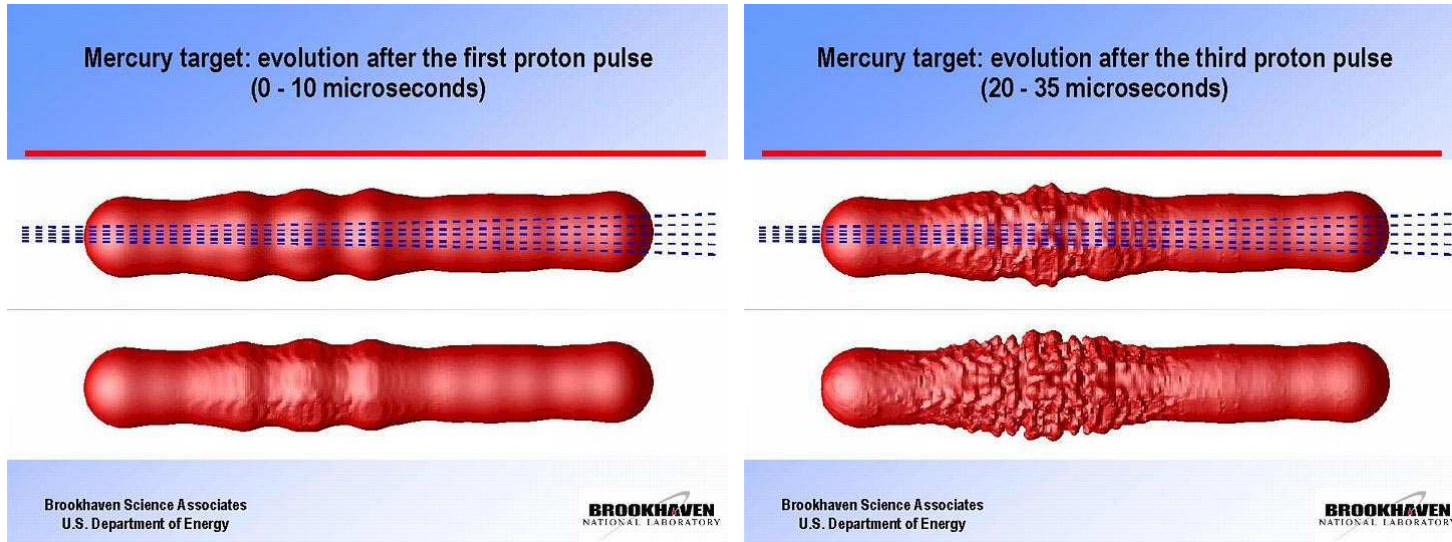
Extensive shielding
and remote handling
capability.

[Spampinato *et al.*,
*Neutrino Factory
Feasibility Study 2*
(2001)]

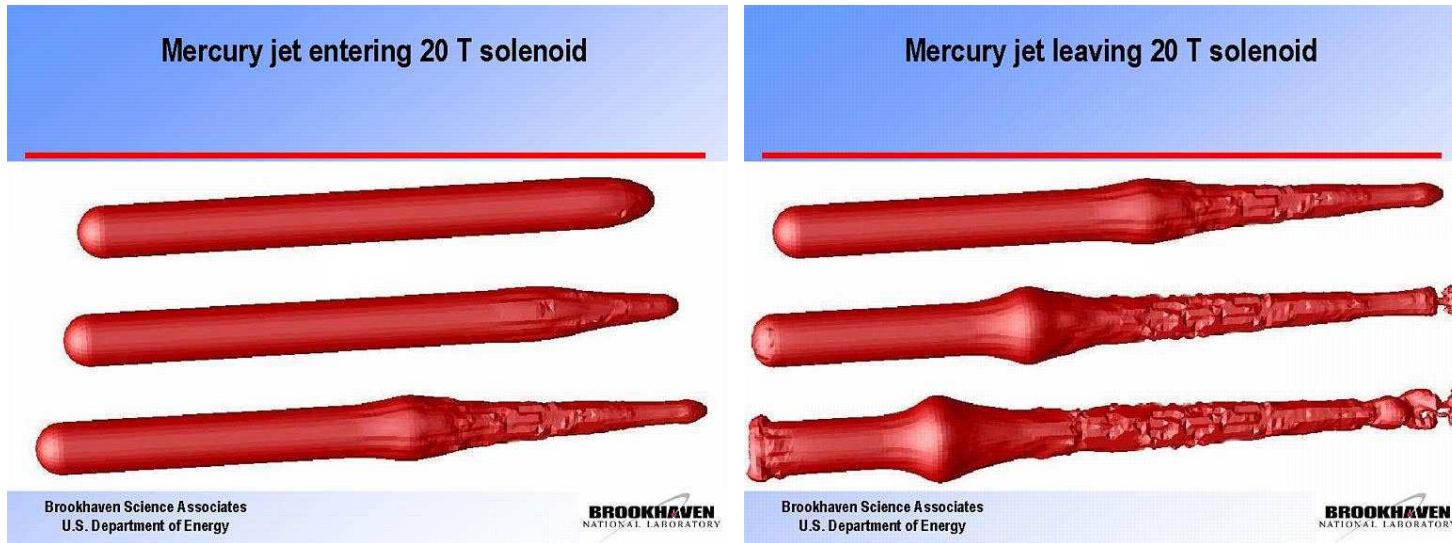


Viability of Targetry and Capture For a Single Pulse

- Beam energy deposition may disperse the jet. [FRONTIER calculations]



- Eddy currents may distort the jet as it traverses the magnet.



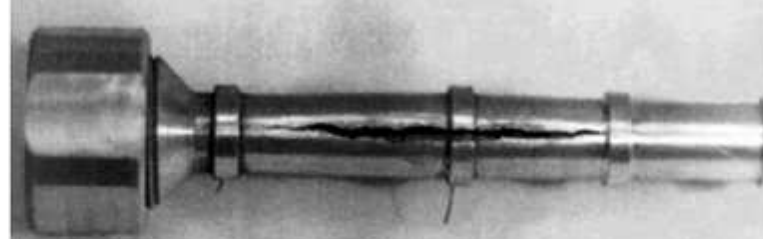
Beam-Induced Cavitation in Liquids Can Break Pipes

Snapping shrimp stun prey via cavitation bubbles.

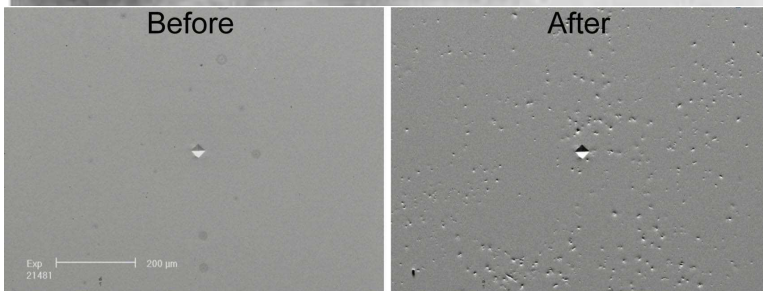
ISOLDE:



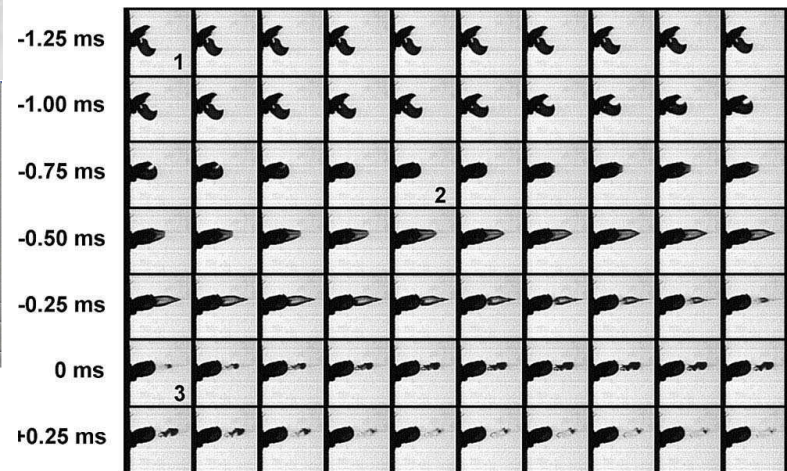
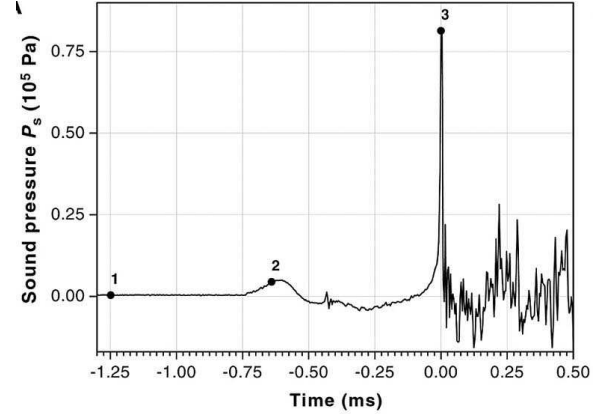
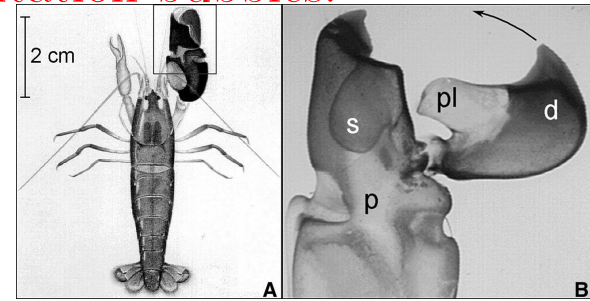
BINP:



SNS:



TL - High Power Target
Specimen # 29754
Equivalent SNS Power Level = 2.5



2 cm

The Shape of a Liquid Metal Jet under a Non-uniform Magnetic Field

S. Oshima *et al.*, JSME Int. J. **30**, 437 (1987).


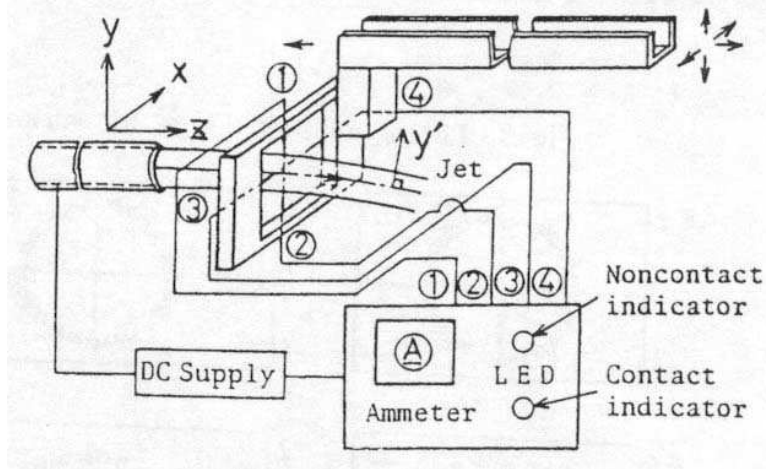


Fig. 9 Photographs of the jet for various applied magnetic field strengths

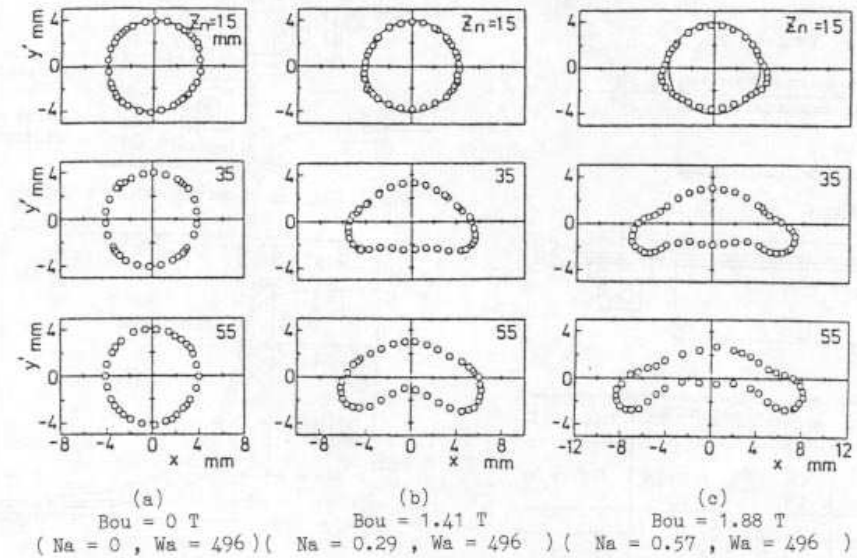

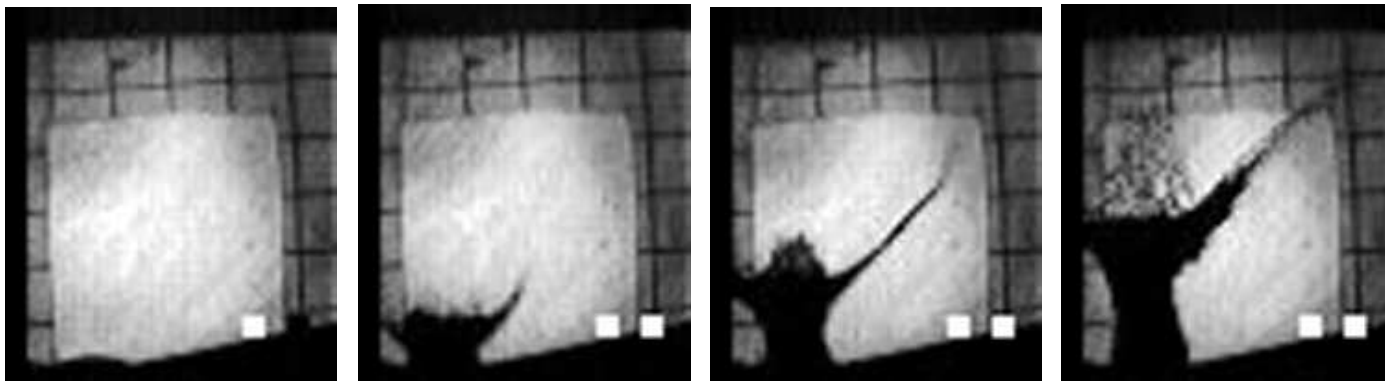


Fig. 10 Cross-sectional shape of the jet obtained by spot a electrode probe

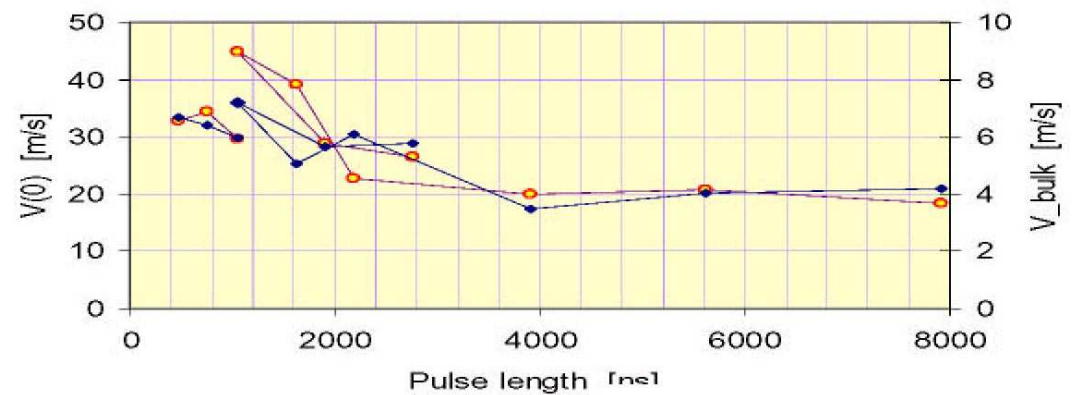
Passive Mercury Target Tests (BNL and CERN)



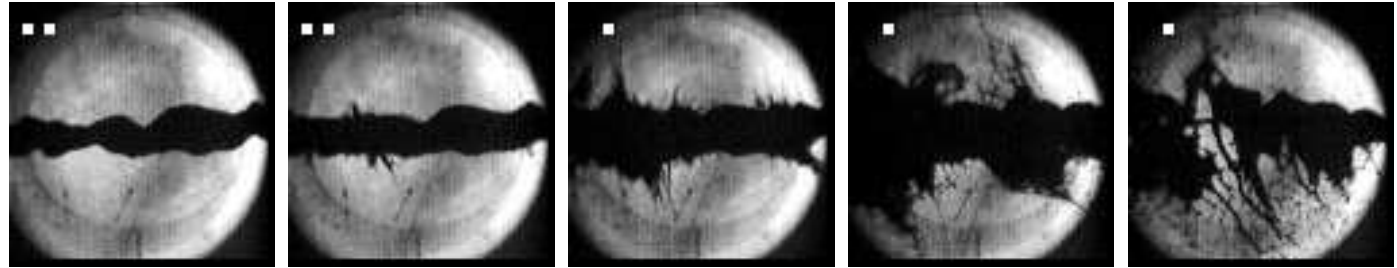
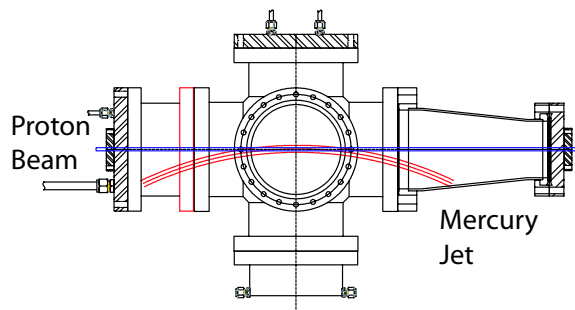
Exposures of $25 \mu\text{s}$ at
 $t = 0, 0.5, 1.6, 3.4 \text{ msec}$,
 $\Rightarrow v_{\text{splash}} \approx 20 - 40 \text{ m/s}$:



Two pulses of $\approx 250 \text{ ns}$ give larger dispersal velocity only if separated by less than $3 \mu\text{s}$.



Studies of Proton Beam + Mercury Jet (BNL)



1-cm-diameter Hg jet in $2e12$ protons at $t = 0, 0.75, 2, 7, 18$ ms.

Model (Sievers):

$$v_{\text{dispersal}} = \frac{\Delta r}{\Delta t} = \frac{r\alpha\Delta T}{r/v_{\text{sound}}} = \frac{\alpha U}{C} v_{\text{sound}} \approx 50 \text{ m/s}$$

for $U \approx 100 \text{ J/g}$.

Data: $v_{\text{dispersal}} \approx 10 \text{ m/s}$ for $U \approx 25 \text{ J/g}$.

$v_{\text{dispersal}}$ appears to scale with proton intensity.

The dispersal is not destructive.

Filaments appear only $\approx 40 \mu\text{s}$ after beam,
 \Rightarrow after several bounces of waves, or v_{sound} very low.

Tests of a Mercury Jet in a 20-T Magnetic Field (CERN/Grenoble, A. Fabich, Ph.D. Thesis)

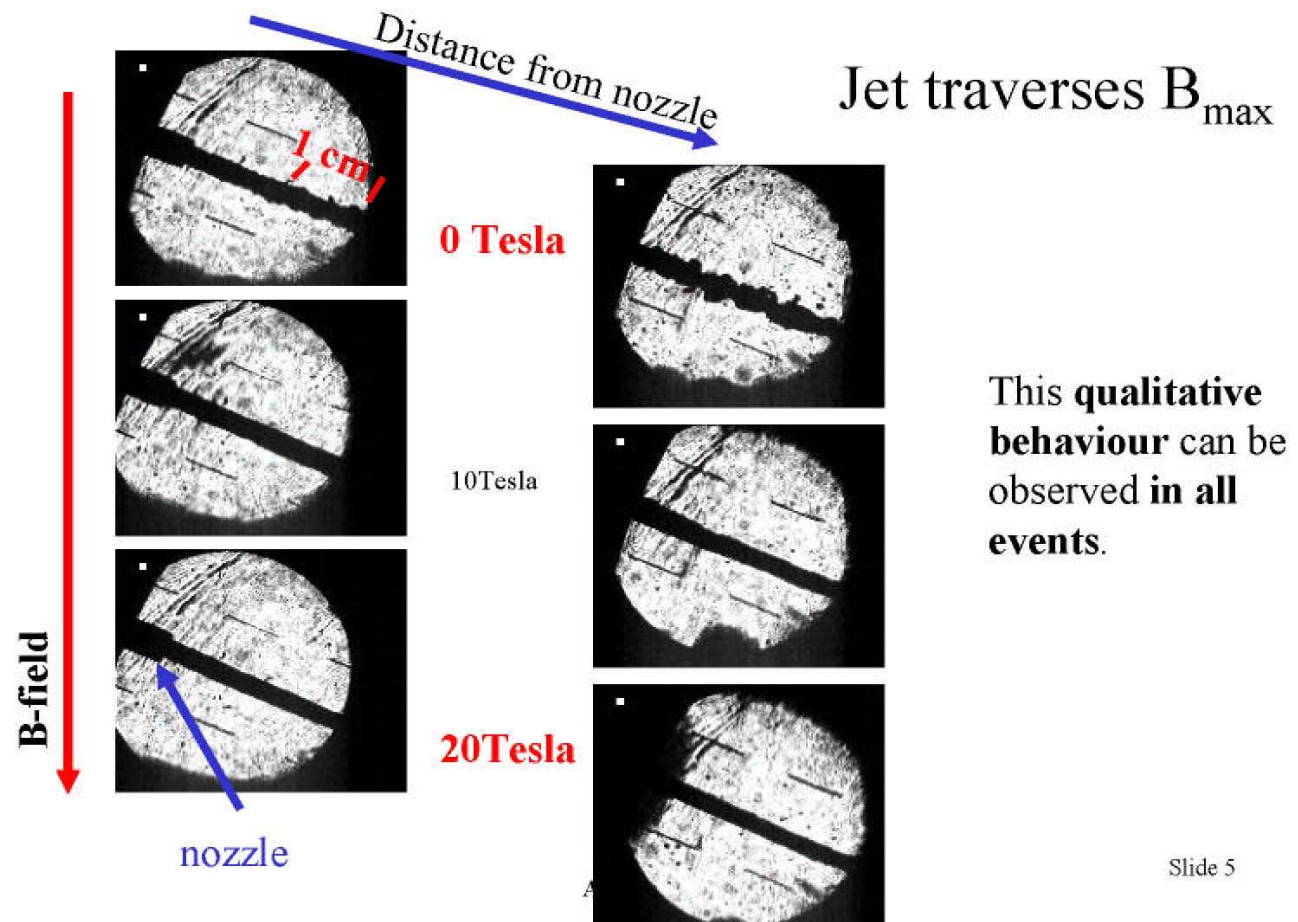
Eddy currents may distort the jet as it traverses the magnet.

Analytic model suggests little effect if jet nozzle inside field.

4 mm diam. jet,
 $v \approx 12$ m/s,
 $B = 0, 10, 20$ T.

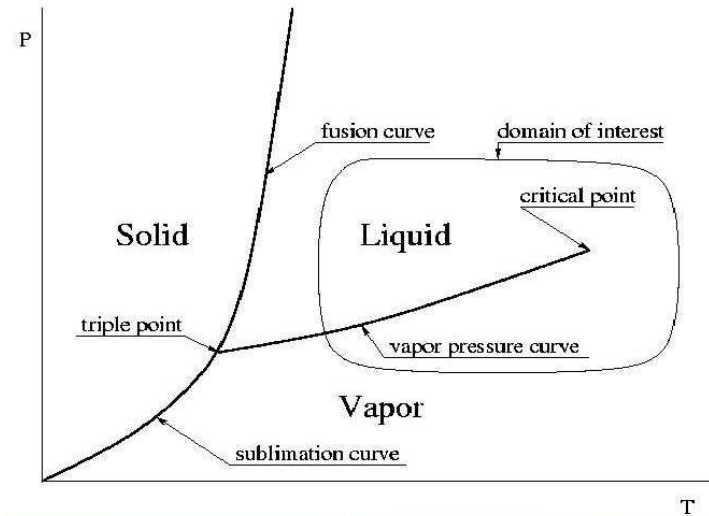
⇒ Damping of surface-tension waves (Rayleigh instability).

Will the beam-induced dispersal be damped also?




Slide 5

Use equation of state that supports negative pressures, but gives way to cavitation.

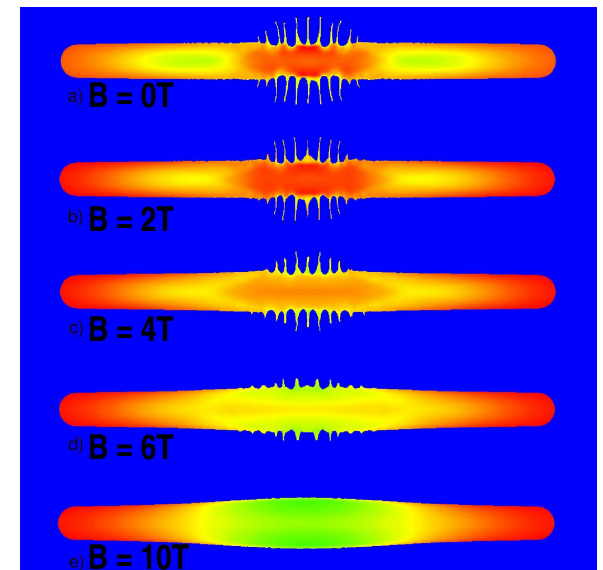


Critical point : $T_c = 1750\text{K}$, $P_c = 172\text{MPa}$, $V_c = 43\text{ cm}^3\text{ mol}^{-1}$
 Boiling point : $T_b = 629.84\text{K}$, $P_b = 0.1\text{MPa}$, $\rho = 13.546\text{ g}\cdot\text{cm}^{-3}$

Thimble splash at 0.24, 0.48, 0.61, 1.01 μs



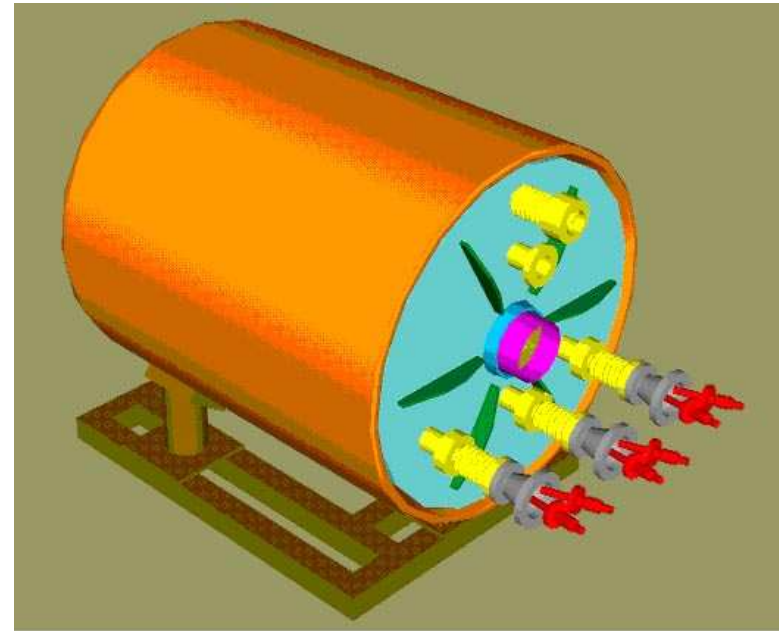
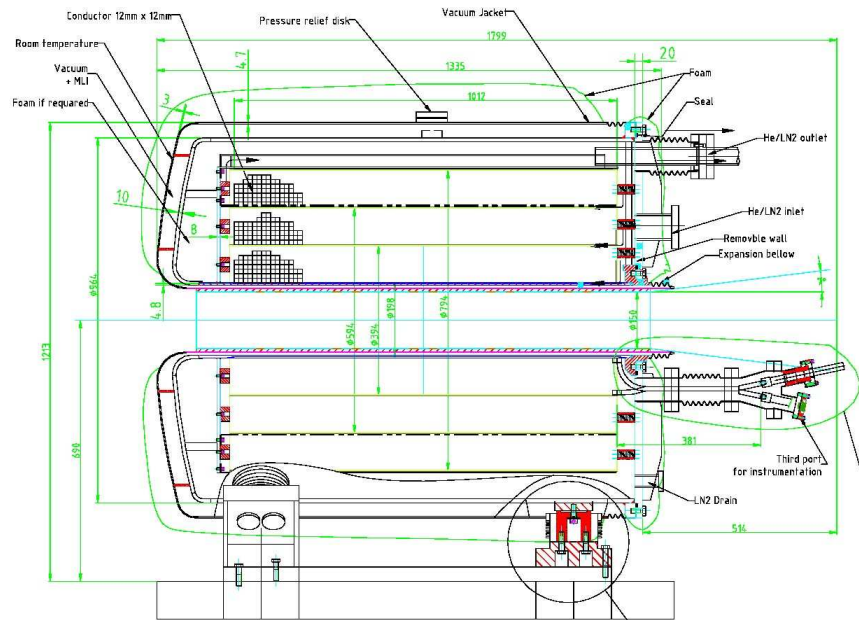
Magnetic damping of beam-induced filamentation:



Issues for Further Targetry R&D

- Continue numerical simulations of MHD + beam-induced effects.
- Continue tests of mercury jet entering magnet.
- For solid targets, study radiation damage – and issues of heat removal from solid metal targets (carbon/carbon, Toyota Ti alloy, bands, chains, *etc.*).
- Confirm manageable mercury-jet dispersal in beams up to 10^{14} protons/pulse – for which single-pulse vaporization may also occur. Test Pb-Bi alloy jet.
- Study issues when combine intense proton beam with mercury jet inside a high-field magnet.
 1. MHD effects in a **prototype target configuration**.
 2. Magnetic damping of mercury-jet dispersal.
 3. Beam-induced damage to jet nozzle – in the magnetic field.
- \Rightarrow We propose to construct a 15-T pulsed magnet, that can be staged as a 5-T and 10-T magnet.

A 15-T LN₂-Cooled Pulsed Solenoid

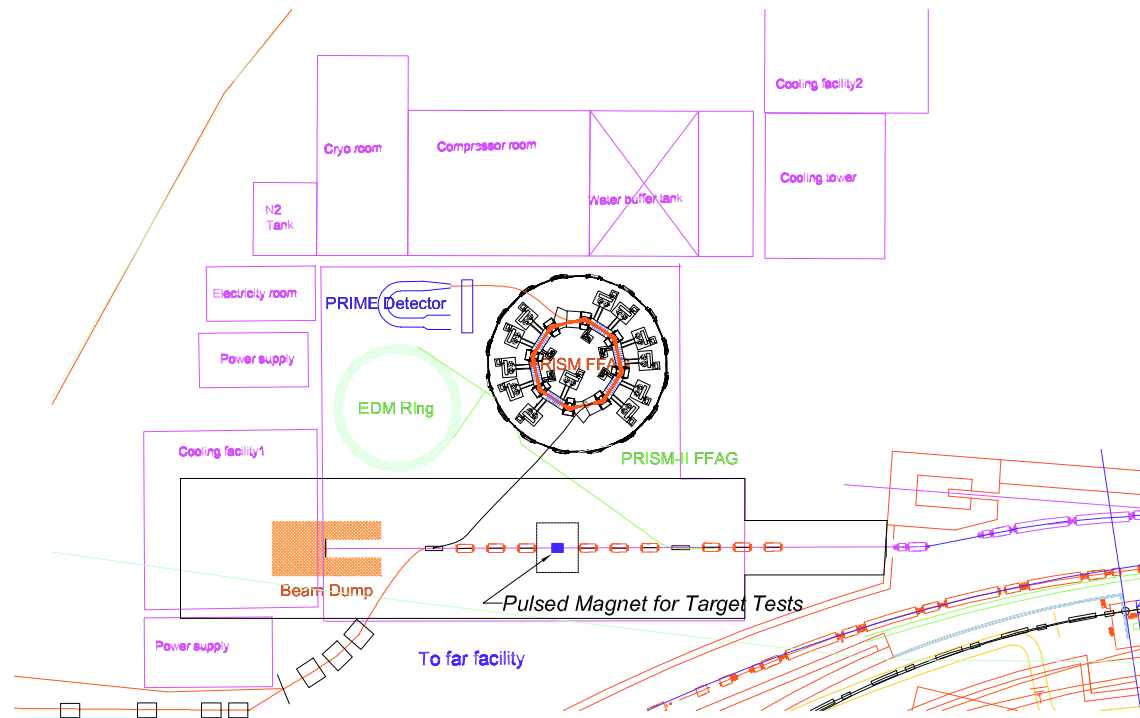


- Simple solenoid geometry with rectangular coil cross section and smooth bore (of 20 cm diameter)
- Cryogenic system reduces coil resistance to give high field at relatively low current.
 - Circulating coolant is gaseous He to minimize activation, and to avoid need to purge coolant before pulsing magnet.
 - Cooling via N₂ boiloff.
- Most cost effective to build the 4.5-MW supply out of “car” batteries! (We need at most 1,000 pulses of the magnet.)

Possible Sites of the Beam/Jet/Magnet Test

E-951 has existing setup in the BNL A3 line – but beam may be no longer available there.

J-PARC 50-GeV fast-extracted beam:
(LOI 30)



CERN PS transfer line:



CERN ISOLDE:

