

# Letter of Intent

## Neutrino Physics with Detectors at Baselines of 100-1000 km from BNL

M.V. Diwan, R.C. Fernow, H.G. Kirk, S.A. Kahn, Z. Parsa, B. Viren  
*Brookhaven National Laboratory, Upton, NY 11973 USA*

D.B. Cline, K. Lee, B. Lisowski, P.F. Smith  
*Department of Physics and Astronomy, University of California, Los Angeles, CA 90095  
USA*

R.F. Burkart, W. Burgett, E.J. Feynves  
*Department of Physics, University of Texas at Dallas, Richardson, TX 75083 USA*

A. Badertscher, A. Bueno, L. Knecht, G. Natterer, S. Navas, A. Rubbia  
*Institut für Teilchenphysik, ETHZ, CH-8093 Zürich, Switzerland*

J.G. Learned  
*Department of Physics and Astronomy, University of Hawaii, Honolulu, HI 96822 USA*  
V. Palladino

*Universita di Napoli "Federico II", 80138 Napoli, Italy*

I. Mocioiu, R. Shrock  
*C.N. Yang Institute for Theoretical Physics, State University of New York, Stony Brook,  
NY 11974 USA*

C. Cerri, F. Sergiampietri  
*INFN-Sezione di Pisa, 56010 S. Piero a Grado - PI, Italy*

C. Lu, K.T. McDonald  
*Joseph Henry Laboratories, Princeton University, Princeton, NJ 08544 USA*

(April 7, 2002)

This Letter of Intent describes a program of accelerator-based neutrino physics that will extend the measurements now underway of parameters  $\Delta m_{23}^2$ ,  $\sin^2 2\theta_{23}$  and  $\sin^2 2\theta_{13}$ , and could provide first measurements of CP violation on the neutrino sector under favorable circumstances. While an optimal measurement strategy awaits improved measurements of the three parameters mentioned, as well as improved measurements of the parameters  $\Delta m_{12}^2$  and  $\sin^2 2\theta_{12}$  that govern solar neutrino oscillations, the desirable form of a next-generation experiment is now reasonably clear.

The neutrino beam will come from the decay of pions, with admixtures of decays of Kaons and muons, and so consists primarily of  $\nu_\mu$  with admixtures of  $\nu_e$  and  $\bar{\nu}_\mu$  at the 1 percent level. A large detector is required, with good particle identification and good rejection of backgrounds from neutral-current neutrino interactions. The detector should be located at a site hundreds of kilometers distant from the neutrino source. To have capability for nonaccelerator physics as well, such as proton decay or neutrino astrophysics, the detector should be underground.

A high-performance strategy emphasizes use of an off-axis neutrino beam [1, 2] that can deliver sub-GeV neutrino beams to two sites at distances 100-1000 km from BNL. The

preferred detector is a liquid argon time projection chamber [3], with maximum performance achieved if the detector is immersed in a large magnetic field [4, 5]. The main ingredients in the intermediate baseline strategy are summarized briefly below. See also [6].

The strategy is based on eight considerations of neutrino physics and neutrino beams:

- Improved measurements of the neutrino mixing parameters  $\Delta m_{23}^2$ , and  $\sin^2 2\theta_{23}$ , as well as new measurements of  $\sin^2 2\theta_{13}$ , are best accomplished with a detector located at the first oscillation maximum of  $\nu_2 \leftrightarrow \nu_3$ , namely  $L[\text{km}] = 1.24E_\nu[\text{GeV}]/\Delta m_{23}^2[\text{eV}^2] \approx 430E_\nu[\text{GeV}]$ , supposing  $\Delta m_{23}^2 = 2.9 \times 10^{-3} \text{ eV}^2$ .
- Measurements of CP violation are possible (presuming the LMA solution to the solar neutrino problem holds) with roughly equal accuracy at any maximum of the  $\nu_2 \leftrightarrow \nu_3$  oscillation pattern [7], but best accuracy is obtained at the lowest energy practicable.
- The sign of  $\Delta m_{23}^2$  can be determined via matter effects [8, 9], which grow with distance but are very small for  $L \lesssim 1000 \text{ km}$ .
- If  $\Delta m_{12}^2$  is at or above the upper limit of the presently allowed value in the LMA solution, as should be clarified in a year or two by KamLAND [10], then two scales of oscillation will be discernible in very long baseline experiments [11].
- Accelerator-based neutrino beams from pion (and kaon and muon) decay are dominantly  $\nu_\mu$  (from positive mesons, and  $\bar{\nu}_\mu$  from negative mesons) with admixtures of  $\nu_e$  and  $\bar{\nu}_\mu$  at the one percent level. These backgrounds limit the sensitivity of measurements of  $\sin^2 2\theta_{13}$  and CP violation, which rely on detection of  $\nu_\mu \rightarrow \nu_e$  oscillations. Furthermore, if the beam energy is high enough that  $\nu_\mu \rightarrow \nu_\tau$  oscillations can materialize as  $\tau$  leptons, the semileptonic decay  $\tau \rightarrow eX$  causes undesirable backgrounds.
- Accelerator-based neutrino beams will have a broad energy distribution, unless special efforts are made to reduce this, which leads to background to the  $\nu_\mu \rightarrow \nu_e$  signal from  $\nu_\mu$  neutral-current interactions, and  $\nu_\tau$  charged-current interactions, of higher than nominal energy.
- If we are confident about the value of  $\Delta m_{23}^2$ , it is therefore advantageous to narrow the energy spectrum of the beam, which can be accomplished for low-energy neutrinos by use of an off-axis neutrino beam [1, 2] that enhances the neutrino flux at an angle  $\theta \approx 2^\circ/E_\nu[\text{GeV}]$  (due to the Jacobian peak in the two-body decay kinematics of the pion), as shown in Fig. 1.
- Interactions of neutrino of energies below about 700 MeV with nucleons are primarily quasi-elastic with two body final states that permit further suppression of neutral-current backgrounds [12]. A remaining troublesome background is inelastic scatters with a single  $\pi^0$  in the final state, whose decay photons can be mistaken for electrons.

Based on the above considerations, the intermediate baseline strategy is formulated as follows:

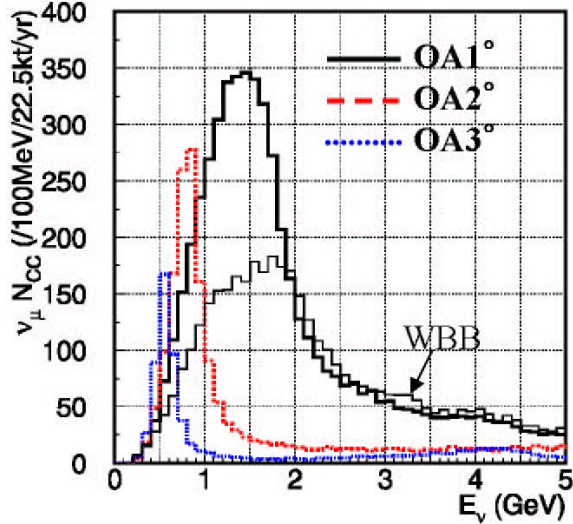


Figure 1: Comparison of neutrino spectra for off axis beams at  $1^\circ$ ,  $2^\circ$  and  $3^\circ$  with a wideband beam (WBB) derived from a conventional neutrino horn [12].

- The broadest program of measurement of neutrino oscillation parameters in accelerator experiments should emphasize a low-energy beam,  $E_\nu \approx 350 - 700$  MeV, and a detector at distance 150-300 km, while retaining the option for studies at longer baselines.
- Use of an off-axis neutrino beam at angle, say,  $2^\circ$  to the parent pion beam provides good flux of low-energy neutrinos in a second beam at  $4^\circ$  to the first. This permits use of a second detector simultaneously with the first, at a distance some 800 km farther away so as to be sensitive to matter effects (sign of  $\Delta m_{23}^2$ ).
- Sites for near and far detectors in the low-energy, double-off-axis-beam between strategy that utilize an existing mine [13] at one of the two locations are shown in Fig. 2. It is, of course, possible to develop new sites along any direction, and an example of a pair of site that are in line with the Homestake Mine [14] in South Dakota is also shown in Fig. 2. Equivalent sites could, of course, be found along a line toward the WIPP Facility [15, 16] in New Mexico.
- The dip angle of the pion beam would be about  $3^\circ$ , so a 200-m-long decay tunnel would tilt by 10 m from end to end.
- The use of a double off-axis neutrino beam with dip angle about  $3^\circ$  permits easy siting of calibration detectors at the end of the pion-decay tunnel to measure neutrino cross sections, as well as a detector at 2 km distance (100 m depth) to determine the neutrino beam flux [1].
- Among various types of detectors, a liquid argon time projection chamber has the best rejection of background due to neutral-current interactions and low-energy  $\pi^0$ 's. This

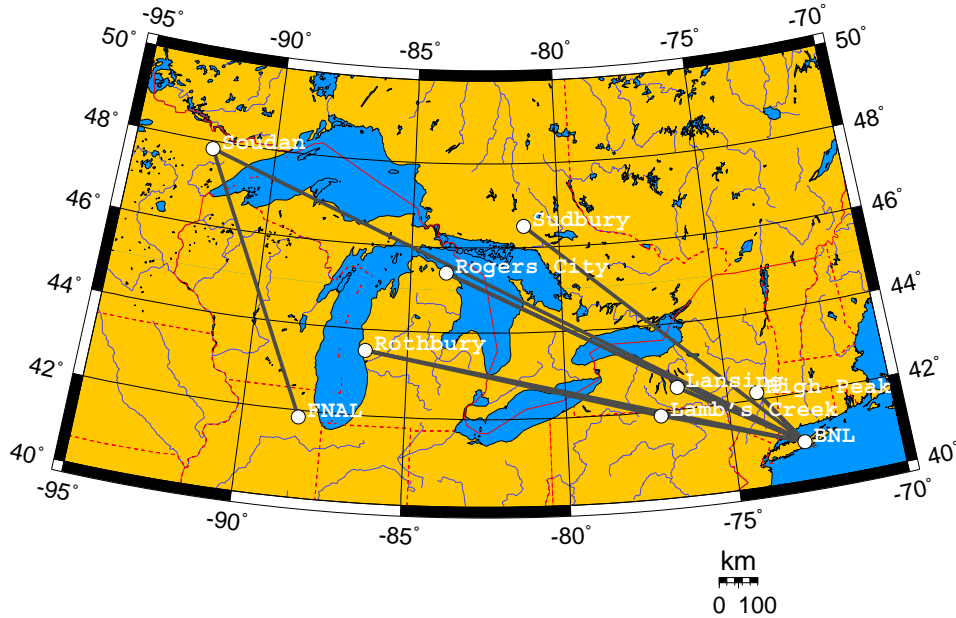


Figure 2: Possible intermediate neutrino baselines from BNL to detectors at the Cargill Rock Salt Mine in Lansing, NY (350 km, 1.7° dip angle) [13] and at a new site in Rogers City, MI (1020 km, 4.7° dip angle), or to detectors at a new site in High Peak, NY (165 km, 0.8° dip angle) and at the Sudbury Neutrino Observatory [17] in Ontario, Canada (920 km, 4.2° dip angle). Detectors at Lamb’s Creek, PA (370 km, 1.7° dip angle) and Rothbury, MI (1150 km, 5.2° dip angle) are on a line to the Homestake Mine that is the proposed site of the National Underground Science Laboratory [14].

permits measurements of  $\sin^2 2\theta_{13}$  and CP violation via  $\nu_\mu \rightarrow \nu_e$  oscillations with a much smaller detector mass of argon, as illustrated in Fig. 3 from a recent study [18].

- A 300-ton liquid argon detector has recently begun operation [19], with high-quality tracking of particle interactions as shown in Fig. 4. To extend measurements of neutrino oscillation parameters beyond those that will be obtained by other experiments in the next decade, the detector mass must be of order 100 kton. A concept for such a detector is sketched in Fig. 5 [4, 5].
- The detectors for an accelerator-based neutrino experiment could be located on the surface of the Earth (or with a cover of  $\approx 100$  m to suppress the cosmic-ray rate) because the beam duty factor is  $\approx 10^{-6}$ . However, a large liquid argon detector can provide a factor of 100 improvement in the sensitivity over present limits to proton decay via the mode  $p \rightarrow K^+ \bar{\nu}$  [20] that is favored in generic SO(10) supersymmetric grand-unified models [21]. For this, the detector should be located at least 1500' underground.
- Optimal performance of a large liquid argon detector would be obtained if it were immersed in a magnetic field of  $\approx 0.5T$  [5, 22]. This is probably not required in a first

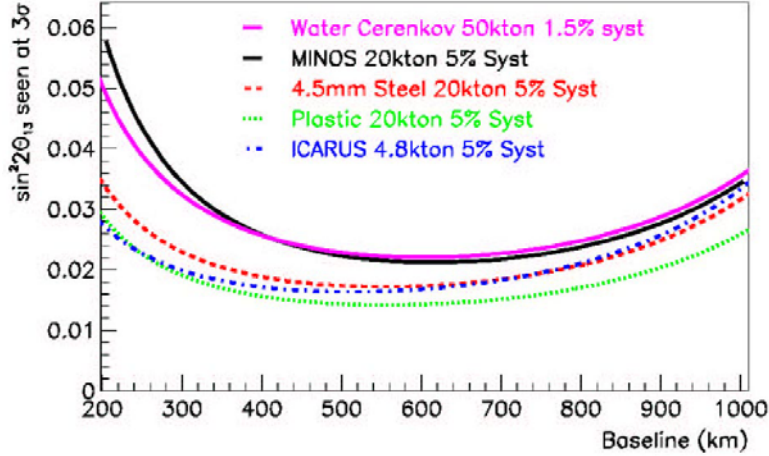


Figure 3: Comparison of several types of detectors in measuring  $\sin^2 2\theta_{13}$  in the presence of backgrounds typical of a pion-decay neutrino beam at intermediate baselines [18]. The detector labeled ICARUS [19] is a liquid argon time projection chamber. With a 100-kton liquid argon detector, a 1-MW proton beam and an off-axis neutrino beam, as considered in this Letter of Intent, the sensitivity to  $\sin^2 2\theta_{13}$  would be 20 times better.




Figure 4: An event from the recent cosmic-ray test run of ICARUS [19], showing excellent track resolution over long drift distances in zero magnetic field.

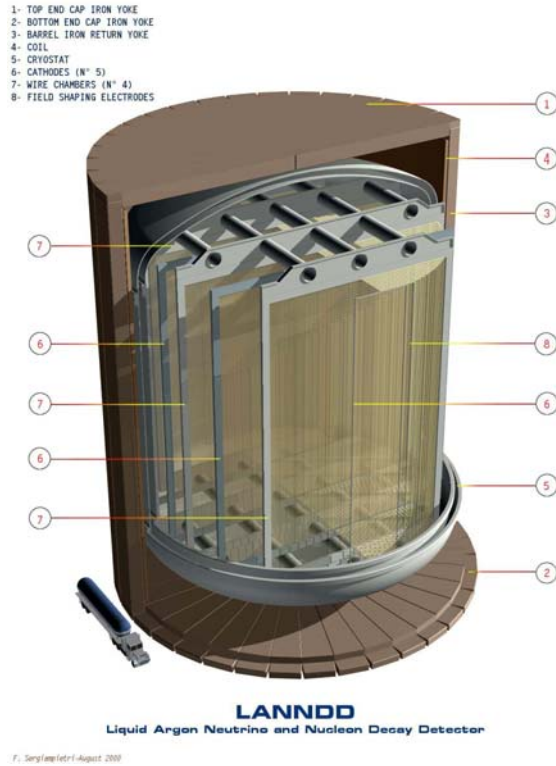


Figure 5: Concept of a 70-kton Liquid Argon Neutrino and Nucleon Decay Detector (LANNDD) [4, 5].

detector.

- A significant advantage of the use of the AGS as the proton source for the neutrino beam is that 4 MW beam power can be achieved in cost-effective upgrades [23]. At such high beam powers, solid targets and conventional neutrino horns may not be viable. A mercury jet target [24] and solenoid horn [25] may be the favored technology for a high-power upgrade [26]. The simplest implementation of a solenoid horn provides simultaneous beams of  $\nu_\mu$  and  $\bar{\nu}_\mu$ , which is statistically advantageous but requires that the detector have a magnetic field.

Thus, a magnetized liquid argon detector is the best choice for a long-range program of detailed measurement of neutrino-oscillation physics.

## References

- [1] D. Beavis *et al.*, *Long Baseline Neutrino Oscillation Experiment, E889, Physics Design Report*, BNL 52459 (April 1995), Chap. 3,  
<http://kirkmcd.princeton.edu/nufact/e889/chapter3a.pdf>
- [2] K.T. McDonald, *An Off-Axis Neutrino Beam* (Nov. 6, 2001),  
<http://kirkmcd.princeton.edu/examples/offaxisbeam.pdf> hep-ex/0111033.
- [3] C. Rubbia, *The Liquid Argon Time Projection Chamber: a New Concept for Neutrino Detector*, CERN-EP/77-08 (1977), <https://cds.cern.ch/record/117852/files/CERN-EP-INT-77-8.pdf>
- [4] D.B. Cline, F. Sergiampietri, J.G. Learned, K.T. McDonald, *LANNDD, A Massive Liquid Argon Detector for Proton Decay, Supernova and Solar Neutrino Studies, and a Neutrino Factory Detector* (May 24, 2001), [arxiv.org/abs/astro-ph/0105442](http://arxiv.org/abs/astro-ph/0105442)
- [5] F. Sergiampietri, *On the Possibility to Extrapolate Liquid Argon Technology to a Supermassive Detector for a Future Neutrino Factory*, NuFACT'01 (May 26, 2001),  
[http://kirkmcd.princeton.edu/nufact/sergiampietri\\_nufact01.pdf](http://kirkmcd.princeton.edu/nufact/sergiampietri_nufact01.pdf)
- [6] K.T. McDonald, *Physics with a Neutrino Superbeam* (Feb. 12, 2002),  
<http://kirkmcd.princeton.edu/nufact/neutrino11.pdf>
- [7] W.J. Marciano, *Extra Long Baseline Neutrino Oscillations and CP Violation* (Aug. 22, 2001), [arxiv.org/abs/hep-ph/0108181](http://arxiv.org/abs/hep-ph/0108181)
- [8] L. Wolfenstein, *Phys. Rev. D* **17**, 2369 (1978),  
[http://kirkmcd.princeton.edu/examples/neutrinos/wolfenstein\\_prd\\_17\\_2369\\_78.pdf](http://kirkmcd.princeton.edu/examples/neutrinos/wolfenstein_prd_17_2369_78.pdf)
- [9] S.P. Mikheyev and A. Smirnov, *Resonance Amplification of Oscillations in Matter and Spectroscopy of Solar Neutrinos*, *Sov. J. Nucl. Phys.* **42**, 913 (1986)  
[http://kirkmcd.princeton.edu/examples/neutrinos/mikheyev\\_sjnp\\_42\\_913\\_85.pdf](http://kirkmcd.princeton.edu/examples/neutrinos/mikheyev_sjnp_42_913_85.pdf)  
*Resonant Amplification of  $\nu$  Oscillations in Matter and Solar-Neutrino Spectroscopy*, *Nuovo Cim. C* **9**, 17 (1986),  
[http://kirkmcd.princeton.edu/examples/neutrinos/mikheyev\\_nc\\_9c\\_17\\_86.pdf](http://kirkmcd.princeton.edu/examples/neutrinos/mikheyev_nc_9c_17_86.pdf)  
*Resonant Neutrino Oscillations in Matter*, *Prog. Part. Nucl. Phys.* **23**, 41 (1989),  
[http://kirkmcd.princeton.edu/examples/neutrinos/mikheyev\\_ppnp\\_23\\_41\\_89.pdf](http://kirkmcd.princeton.edu/examples/neutrinos/mikheyev_ppnp_23_41_89.pdf)
- [10] (KAMLAND Collab.) P. Alivisatos *et al.*, *KamLAND: A liquid scintillator anti-neutrino detector at the Kamioka site*, STANFORD-HEP-98-03,  
<http://www.awa.tohoku.ac.jp/html/KamLAND/>
- [11] I. Mocioiu and R. Shrock, *Neutrino oscillations with two  $\Delta m^2$  scales*, *J. H. E. P.* **50**, 050 (2001), [arxiv.org/abs/hep-ph/0106139](http://arxiv.org/abs/hep-ph/0106139)
- [12] Y. Itow *et al.*, *The JHF-Kamioka neutrino project* (June 5, 2001),  
[arxiv.org/abs/hep-ex/0106019](http://arxiv.org/abs/hep-ex/0106019)  
See also, T. Kobayashi, *JHF Neutrino Beams* (Jan. 17, 2002),  
<http://muonstoragerings.cern.ch/NuWorkshop02/presentations/kobayashi.pdf>

- [13] Brierley Associates, *Proposal for Evaluation of Underground Sites for Neutrino Detector in Massachusetts and New York* (Aug. 15, 2001),  
[http://kirkmcd.princeton.edu/nufact/brierley\\_proposal\\_081501.pdf](http://kirkmcd.princeton.edu/nufact/brierley_proposal_081501.pdf)
- [14] Sanford Underground Research Facility Science Laboratory, Lead, SD,  
<https://sanfordlab.org/>
- [15] Waste Isolation Pilot Plant, Carlsbad, NM, <https://www.wipp.energy.gov/>
- [16] D.B. Cline *et al.*, *Proposal to Study the Feasibility to Site Various Neutrino Detectors at WIPP for Neutrino Factories and Superbeams* (April, 17 2002),  
<http://kirkmcd.princeton.edu/neutrino/Cline/April17-WIPP-proposal.pdf>
- [17] (SNO Collab.) Q.R. Ahmad *et al.*, *Measurement of the Rate of  $\nu_e + d \rightarrow p + p + e$  Interactions Produced by  $^8\text{B}$  Solar Neutrinos at the Sudbury Neutrino Observatory*, Phys. Rev. Lett. **87**, 071301 (2001), [arxiv.org/abs/nucl-ex/0106015](http://arxiv.org/abs/nucl-ex/0106015), <http://sno.phy.queensu.ca/>
- [18] D. Harris, *Comparison of Different Detectors with Same Beam*, (Jan. 18, 2002),  
[http://kirkmcd.princeton.edu/neutrino/Harris/harris\\_0102.pdf](http://kirkmcd.princeton.edu/neutrino/Harris/harris_0102.pdf)
- [19] ICARUS home page: <http://icarus.lngs.infn.it/>
- [20] Y. Hayato *et al.*, *Search for Proton Decay through  $p \rightarrow \bar{\nu} K^+$  in a Large Water Čerenkov Detector*, Phys. Rev. Lett. **83**, 1529 (1999),  
[http://kirkmcd.princeton.edu/examples/EP/hayato\\_prl\\_83\\_1529\\_99.pdf](http://kirkmcd.princeton.edu/examples/EP/hayato_prl_83_1529_99.pdf)  
M. Shiozawa *et al.*, *Search for Proton Decay via  $p \rightarrow e^+ \pi^0$  in a Large Water Čerenkov Detector*, Phys. Rev. Lett. **81**, 3319 (1998),  
[http://kirkmcd.princeton.edu/examples/EP/shiozawa\\_prl\\_81\\_3319\\_98.pdf](http://kirkmcd.princeton.edu/examples/EP/shiozawa_prl_81_3319_98.pdf)
- [21] Among a vast literature, see, for example, J.C. Pati, *With Grand Unification Signals in, Can Proton Decay be Far Behind?* (June 7, 2001), [arxiv.org/abs/hep-ph/0106082](http://arxiv.org/abs/hep-ph/0106082)
- [22] M.V. Diwan *et al.*, *Proposal to Measure the Efficiency of Electron Charge Sign Determination up to 10 GeV in a Magnetized Liquid Argon Detector ( $\mu\text{LANNDD}$ )*, submitted to BNL (Apr. 12, 2002), [http://kirkmcd.princeton.edu/nufact/bnl\\_loi/argonprop.pdf](http://kirkmcd.princeton.edu/nufact/bnl_loi/argonprop.pdf)
- [23] M.J. Brennan *et al.*, *1 MW AGS proton driver*, presented by T. Roser at Snowmass'01 (June 2001), [http://kirkmcd.princeton.edu/nufact/Snowmass\\_BNL\\_proton\\_driver.ppt](http://kirkmcd.princeton.edu/nufact/Snowmass_BNL_proton_driver.ppt)
- [24] H. Kirk *et al.*, *Target Studies with BNL 951 at the AGS* (June 2001),  
[http://kirkmcd.princeton.edu/examples/accel/kirk\\_pac01\\_tpah137.pdf](http://kirkmcd.princeton.edu/examples/accel/kirk_pac01_tpah137.pdf)
- [25] S. Kahn, *A Scenario for a Brookhaven Neutrino SuperBeam Experiment* (Oct. 23, 2001),  
<http://kirkmcd.princeton.edu/nufact/kahn/nuscenario.pdf>
- [26] S. Ozaki *et al.*, eds., *Feasibility Study-II of a Muon-Based Neutrino Source* (June 14, 2001), <http://www.cap.bnl.gov/mumu/studyii/FS2-report.html>